


2019

2020-035



2019

2019		2019	12	31	355,835,250
	10			1	
			2019		

.....	1
.....	4
.....	8
.....	31
.....	59
.....	81
.....	88
.....	90
.....	98
.....	108
.....	111
.....	278

		Bosco EnviroTech Canada Limited
		RemedX Remediation Service
	Inc.	
		2016
		2018

			300422
		Guangxi Bossco Environmental Protection Technology Co.,Ltd.	
		Bossco	
		12	
		530007	
		12	
		530007	
		www.bossco.cc	
		bskdb@bossco.cc	

	12	12
	0771-3225158	0771-3225158
	0771-3225158	0771-3225158
	bskdb@bossco.cc	chengzx@bossco.cc

	www.cninfo.com.cn

	146 17 1702

	2 27 28	1	2017.10.26-2019.06.14
		1088 23	2019.06.14-2020.12.31

	2019	2018			2017	
	3,243,604,062.56	2,724,023,569.51	2,724,023,569.51	19.07%	1,468,545,794.26	1,468,545,794.26
	282,444,334.14	235,263,045.52	234,790,184.59	20.30%	146,704,232.04	146,704,232.04
	259,377,506.32	236,252,344.41	235,779,483.48	10.01%	124,036,354.87	124,036,354.87
	104,826,712.89	-39,798,716.07	-42,531,359.06		5,828,952.10	5,828,952.10
/	0.79	0.66	0.66	19.70%	0.41	0.41
/	0.78	0.67	0.67	16.42%	0.41	0.41
	17.02%	18.55%	18.44%	-1.42%	13.78%	13.78%
	2019	2018			2017	
	9,182,311,354.05	6,525,506,046.43	6,533,552,589.02	40.54%	3,921,372,127.80	3,921,372,127.80
	1,789,994,263.38	1,531,273,364.33	1,538,800,503.40	16.32%	1,160,797,686.39	1,160,797,686.39

2

	355,838,993
--	-------------

/	0.7937

	640,958,086.12	878,677,258.17	908,554,401.87	815,414,316.40
	70,826,639.02	70,488,504.12	102,454,262.67	38,674,928.33
	69,162,913.10	71,868,393.69	98,899,430.63	19,446,768.90
	-110,402,985.53	-113,522,621.68	-8,226,814.24	336,979,134.34

1

2

3

	2019	2018	2017	
	9,071,584.28	164.57	-57,002.52	
	28,537,120.26	16,135,916.46	14,954,050.29	
			13,108,445.84	
	1,200,303.33		458,979.45	
	-209,062.99			
	-3,619,900.00	-4,516,200.00		
	120,000.00			
	-8,069,906.76	-12,774,991.51	-1,743,810.38	
	3,984,417.81			

1

/

2

UHOFe

/

UMAR

1

SMC

MCO

30%

MCO

2019

18

PPP

PPP

MCO



2 MCI Multistage Contact Bioreactor Integrated Biofilm with Activated Sludge

MCI

MCI

MCI

MCI-A

MBR

MCI-B

GB18918-2002

A

B

MCI

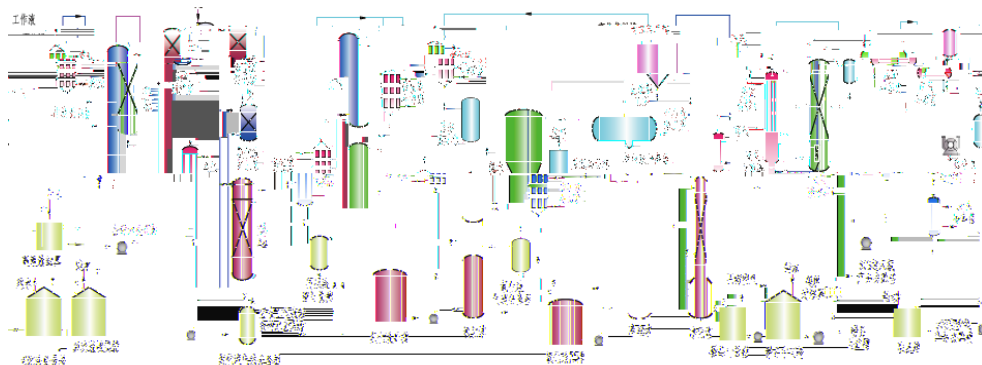
PPP

PPP

MCI



3 (UCAR)
2019



▲ 双氧水制备系统工艺流程图

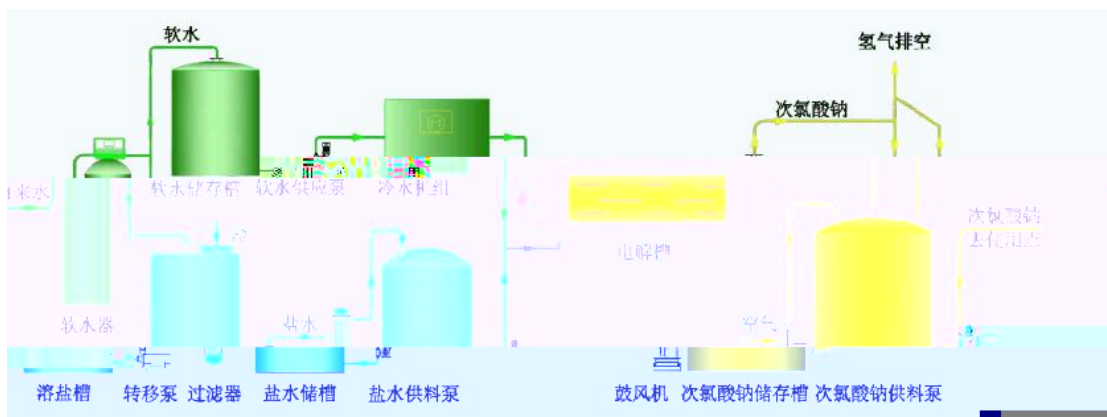
5

-InSH

50000g/h InSH 10 200g/h

MCO/MCI 2020 SMC





6



ICAF





EP Engineering Procurement

-

2 EPC

EPC Engineering-Procurement-Construction

EPC

3 BOT

BOT Build Operation Transfer

EPC EP

BOT

EPC

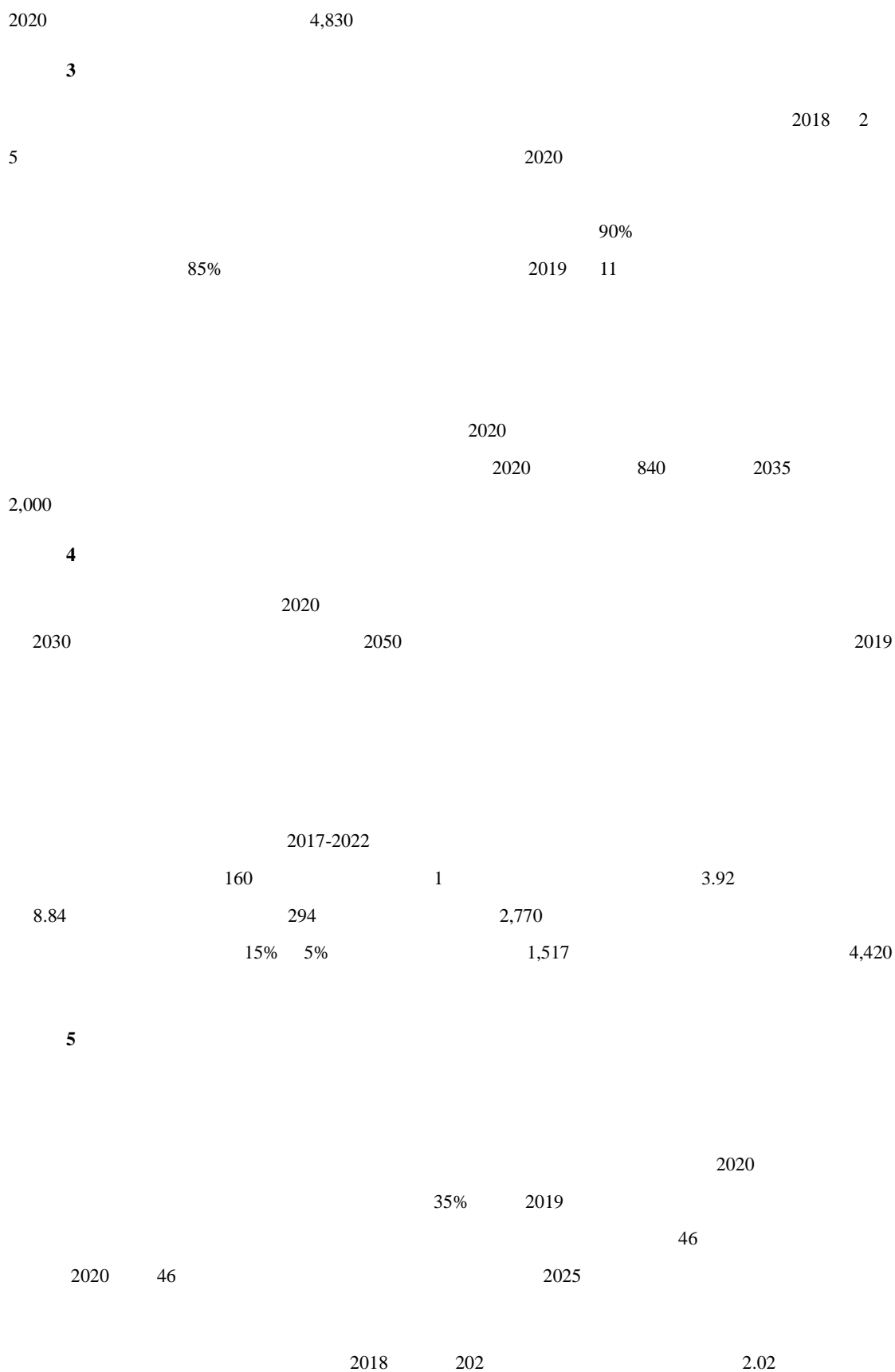
4 PPP


PPP Public Private Partnership

5 O&M

O&M Operation & Maintenance

		291018.77		14.05%
	-	-	EPC	30,767.12
		15,882.83		
11,376.54	12,604.10		PPP	- - EPC
	17,023.86		51.02%	
	11,030.07			
	2019	16,213.48		173.43%
	4,622.95			1,922.12
3,265.53	2019			129.63%
	PPP			
5				
	2019			
	1			
				2019 4 1
				2019 5 19
				2019
2021	3			2018 2019
				5
	15%-20%			30%-40%
				2020
	4-5		2	1.5 2020
	2			
		2020		
		70%	2030	
75%				
2020		100%		80% 2018-2020
		4,387		2018-2020
	6,038		PPP	8,000





1

	12.71%
	30.41%
	12.38%
	77.14% PPP
	66.25%
	61.68%
	31.63%
	79.17%

2

RemedX Remediation Service Inc.		8,984.28				1,531.38	4.50%	

1

CNAS CMA
2019

5.04%

79.67%

207

34

70%

2019

30

7

2

3

5 PPP

PPP

14

PPP

PPP

PPP

2017

400

APP

IKPP 35t/d

Kuautum

4

	820	110	400	30	260
			2		1
	1		2	2	
1		1	1	2019	15
				A	
		B			2019
5					
		-			-
	2019	-	2019	-	
					2019
				2019	
				2019	100
2019		2019	50		

1

1	2017		[2017] 605		
2	2017		2017YFD0801300		
3	2018	/	2018YFD0800705		
4	2018		2018YFC1801905		
5	2019		G20190133004		
1	2015		[2015] 267		
2	2016		[2016]380		
3	2016		[2016]380		
4	2017		AA17129001		
5	2017		[2017]129		
6	2017		[2017]202		
7	2017		AA17204078-3		
8	2018		[2018]126		
9	2018		[2018]221		
10	2018		[2018]118		
11	2018		[2018]281		
12	2019	-	[2019]110		
13	2019		[2019]28		
14	2019		[2019]259		

2

1

207

34

172

1

64

1		ZL201710044585.0	2019.06.25
2		ZL201810912454.5	2019.11.22
3		ZL201710832907.8	2019.11.26
1		ZL201820433731.9	2019.02.15
2		ZL201820177757.1	2019.02.15
3		ZL201820879654.X	2019.02.15
4		ZL201820635738.9	2019.02.15
5		ZL201820705147.4	2019.02.15
6		ZL201820880123.2	2019.02.15
7		ZL201821217984.9	2019.02.19
8		ZL201820434766.4	2019.02.19
9		ZL201821098560.5	2019.02.19
10		ZL201820274979.5	2019.03.01
11		ZL201820879238.X	2019.03.08
12		ZL201820883796.3	2019.03.08
13		ZL201820878708.0	2019.03.08
14		ZL201820845781.8	2019.03.15
15		ZL201820879254.9	2019.04.09

29		ZL201821437418.9	2019.06.21
30		ZL201821216850.5	2019.06.21
31		ZL201821412839.6	2019.06.21
32		ZL201821412873.3	2019.06.21
33		ZL201821265055.5	2019.06.21
34	- -	ZL201821265010.8	2019.06.25
35		ZL201821411222.2	2019.08.16
36		ZL201820891362.8	2019.08.16
37		ZL201821507118.3	2019.08.16
38		ZL201821042075.6	2019.08.20
39		ZL201821411251.9	2019.08.20
40	MBR	ZL201821712373.1	2019.09.10
41		ZL201821711374.4	2019.09.10
42		ZL201821711372.5	2019.09.10
43		ZL201821412789.1	2019.09.10
44		ZL201821265028.8	2019.09.10
45		ZL201821042200.3	2019.09.10
46		ZL201821711381.4	2019.09.10
47	-	ZL201821412087.3	2019.10.11
48		ZL201821412746.3	2019.10.11
49		ZL201822236616.5	2019.10.11
50		ZL201822236608.0	2019.10.11
51		ZL201822241344.8	2019.10.11
52		ZL201822241364.5	2019.11.22
53		ZL201920450248.6	2019.12.27
54		ZL201822211064.2	2019.11.29
55		ZL201822211056.8	2019.11.29
56	IC	ZL201822212213.7	2019.12.31
57		ZL201822211019.7	2019.12.31
58		ZL201822212211.8	2019.12.31
59		ZL201822211063.8	2019.12.31
60		ZL201920184326.2	2019.12.31

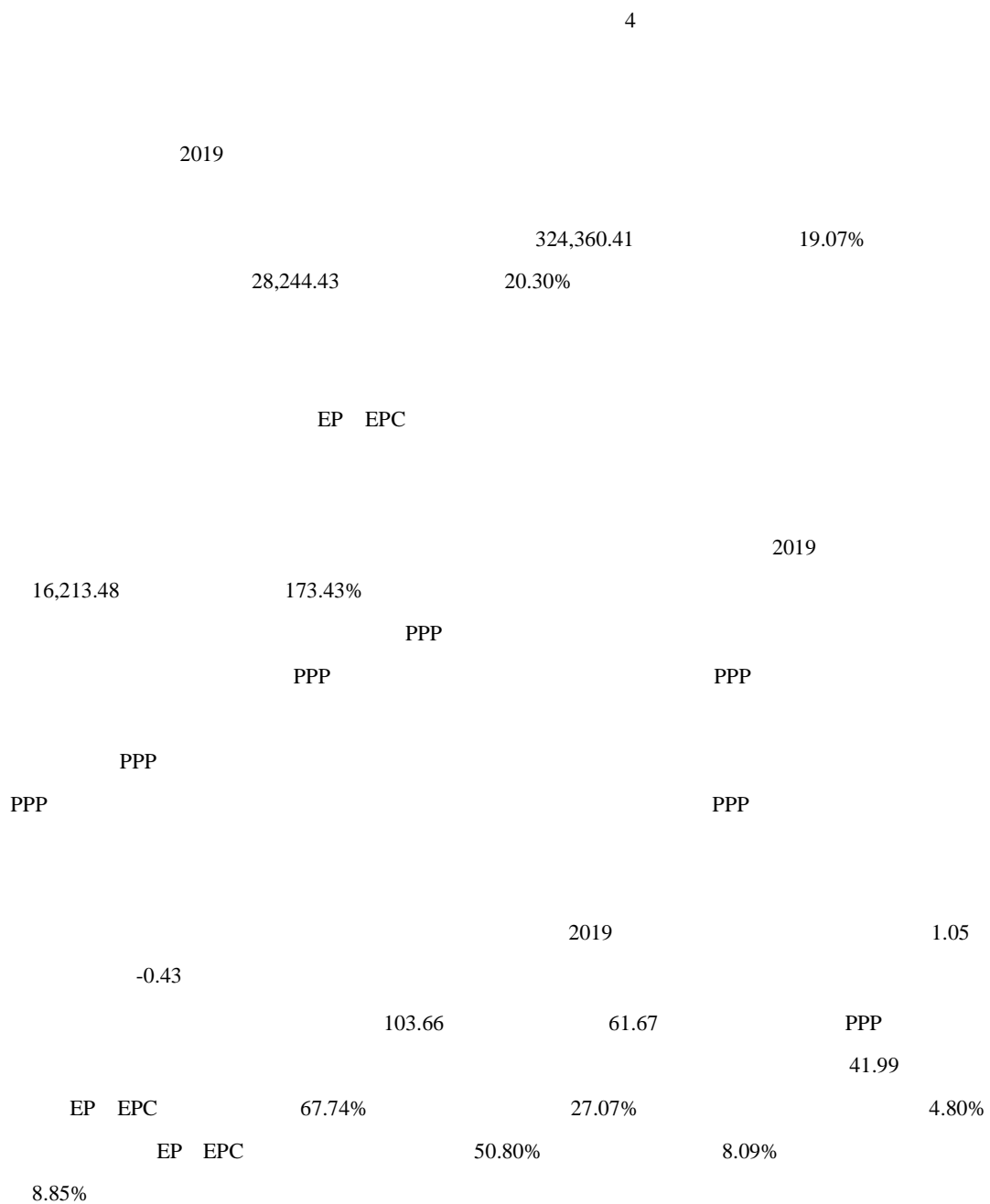


		2902		2017.11.28- 2020.5.30	

		172012050615		2017.01.25-2023.01.24	
		[2019] 0001		2019.02.12-2022.02.11	-
		CNAS L12306		2019.05.30-2025.05.29	-
		-030		2019.07-2023.07	
		450100003071		2018.08.03-2022.08.02	
		4501002018211		2018.10.25-2021.10.24	
		2019 018		2019.3.27-2020.3.26 ^[1]	
		NO.SZ-05051910A		2019.10.17-2020.10.16	
		SZ-201995009		2019.09.23-2020.09.22	-
		WY-2019104011		2019.11.15-2020.11.14	-
		JY33213240014 906		2016.06.28-2021.06.27	
		2017 00001		2017.06.27-2021.06.26	
		AQB321324QG 201800058		2018.11.30-2021.11	
		2017 A13010001		2017.02.10-2022.02.09	2700 / 10.95 /

2019 015

2019 018



InSH	UCAR	MCI
BTTU	ITTU	
	2019	
2019		
	EP	3000m ³ d
	30	-
5800m /d		1t/d
TNPL 12t/d		3.58
		PPP
		1.3
		90%
12		10%
2019		
403.65%		

1

30 EPC EP

50

2019

PPP

EPC

2

2017

RTTU

RTTU1.0 RTTU2.0

RTTU3.0

2019

1.34

EPC

3

2019

6

450

450

4

2019	17,023.86	51.02%	
20,613.21	11.44%		21,099.48

2019	16,213.48	173.43%	
36.22%	20.60%	31.71%	
11.15%		129.63%	
	5	7	4
2	23		PPP

			6.4 /
1.65 /	3 /	1 /	0.75 /
			32

HW02 HW03

A

2020 2 24

[2020]302

7,000

19.72

2019

500

10

1

2

1

	2019		2018		
	3,243,604,062.56	100.00%	2,724,023,569.51	100.00%	19.07%
	3,243,604,062.56	100.00%	2,724,023,569.51	100.00%	19.07%
	2,910,187,675.77	89.72%	2,551,723,569.40	93.67%	14.05%
1	2,529,882,779.60	78.00%	2,033,776,187.20	74.66%	24.39%
2	13,529,375.40	0.42%	54,010,041.45	1.98%	-74.95%
3	355,108,866.14	10.95%	368,544,085.27	13.53%	-3.65%
4	11,666,654.63	0.36%	95,393,255.48	3.50%	-87.77%
	170,238,591.75	5.25%	112,723,065.02	4.14%	51.02%
	162,134,801.00	5.00%	59,297,699.04	2.18%	173.43%
	1,042,994.04	0.03%	279,236.05	0.01%	273.52%
	3,243,604,062.56	100.00%	2,724,023,569.51	100.00%	19.07%
	845,272,462.12	26.06%	640,321,136.87	23.51%	32.01%
	1,470,611,229.22	45.34%	1,279,596,471.19	46.97%	14.93%
	219,994,751.14	6.78%	203,393,057.37	7.47%	8.16%

	139,426,785.53	4.30%	122,707,694.49	4.50%	13.63%
	336,763,739.81	10.38%	299,290,545.85	10.99%	12.52%
	89,326,595.24	2.75%	102,509,338.06	3.76%	-12.86%
	118,303,324.90	3.65%	45,065,088.59	1.65%	162.52%
	23,905,174.60	0.74%	31,140,237.09	1.14%	-23.23%
	3,243,604,062.56	100.00%	2,724,023,569.51	100.00%	19.07%

2 10%

	3,243,604,062.56	2,306,798,075.01	28.88%	19.07%	18.49%	0.36%
	2,529,882,779.60	1,795,468,976.78	29.03%	24.39%	23.81%	0.34%
	355,108,866.14	270,973,239.06	23.69%	-3.65%	3.09%	-4.99%
	845,272,462.12	615,052,161.65	27.24%	32.01%	37.43%	-2.87%
	1,470,611,229.22	1,014,156,952.40	31.04%	14.93%	8.33%	4.20%
	336,763,739.81	254,021,849.84	24.57%	12.52%	15.30%	-1.82%

1

3

4

4

EPC	67	204,703.82	62	183,415.85	5	21,287.98	157	267,229.61	91	187,418.54
EP	55	97,247.81	52	82,291.01	3	14,956.80	48	23,232.42	54	97,022.12
	2	559.33	2	559.33			15	335.20		
	124	302,510.96	116	266,266.18	8	36,244.78	220	290,797.22	145	284,440.66

30% 5,000												
BOT	3	28,402.17	1	6,553.78	2	21,848.39	2	22,703.11	27	124,856.65	103,297.24	219,546.6

		2019		2018		
		2,081,997,791.64	90.25%	1,826,998,185.91	93.85%	13.96%
1		1,795,468,976.78	77.83%	1,450,230,696.00	74.49%	23.81%
2		8,830,374.04	0.38%	33,655,476.88	1.73%	-73.76%
3		270,973,239.06	11.75%	262,862,132.71	13.50%	3.09%
4		6,725,201.76	0.29%	80,249,880.32	4.12%	-91.62%
		104,780,747.47	4.54%	70,637,142.30	3.63%	48.34%
		118,916,679.03	5.16%	48,870,765.54	2.51%	143.33%

5%

	320,363,001.70
	12.30%
	0.00

5

1		109,790,807.73	4.21%
2		82,856,704.13	3.18%
3		47,105,549.89	1.81%
4		41,215,910.46	1.58%
5		39,394,029.49	1.51%
	--	320,363,001.70	12.30%

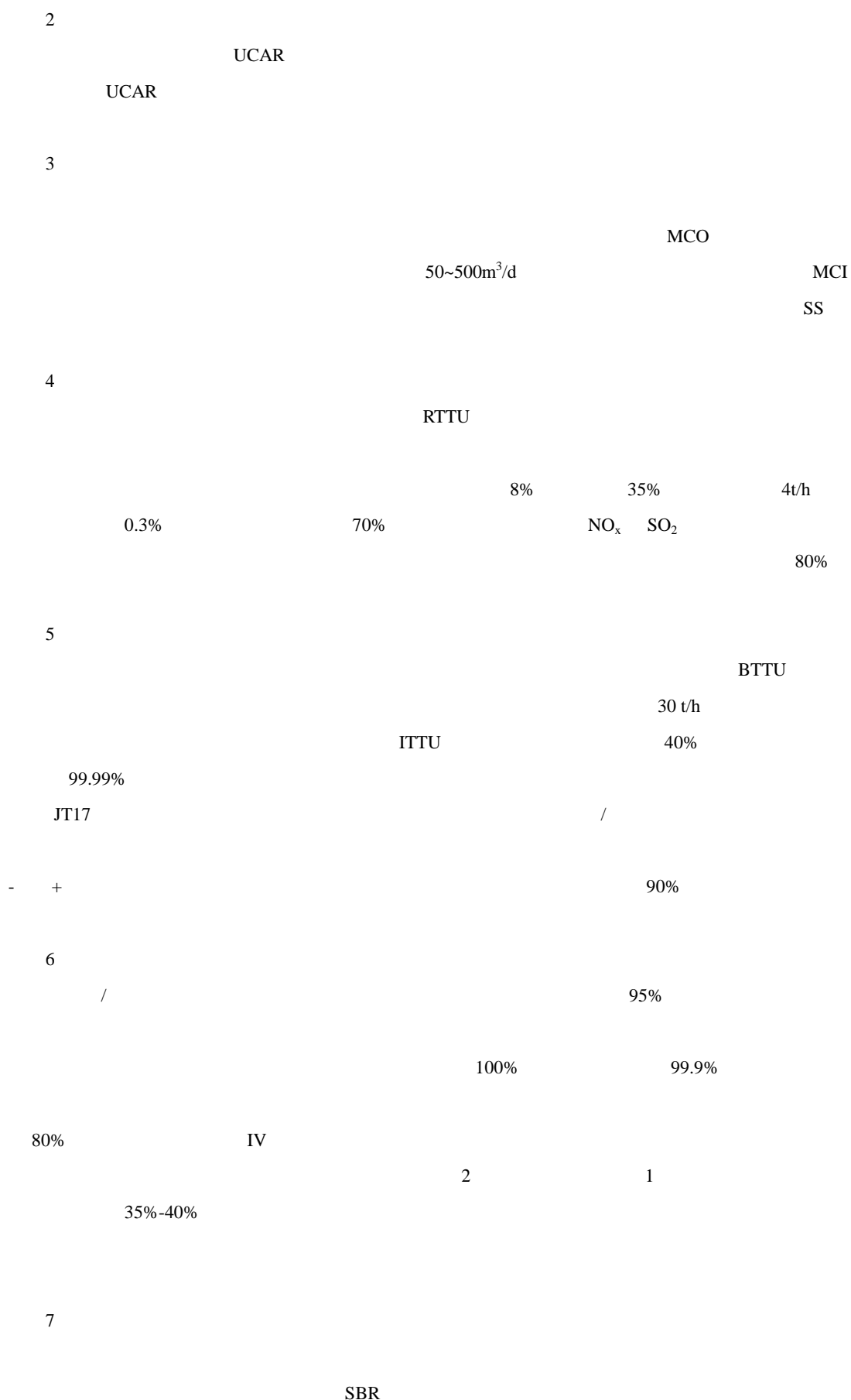
5%

3

	2019	2018		
	65,702,731.23	54,669,630.76	20.18%	
	167,911,130.52	138,585,368.13	21.16%	
	169,819,722.31	102,431,735.00	65.79%	
	163,589,734.49	91,049,364.96	79.67%	

4

1



8

9

2018

10 VOCs
2019

VOCs

VOCs

VOCs

	2019	2018	2017
	820	860	448
	20.83%	42.18%	43.28%
	163,589,734.49	91,049,364.96	45,411,578.42
	5.04%	3.34%	3.09%
	582,748.61	2,679,322.16	-
	0.36%	2.94%	-
	0.21%	1.16%	-

5

	2019	2018	
	2,336,833,914.91	1,466,290,697.21	59.37%
	2,232,007,202.02	1,508,822,056.27	47.93%
	104,826,712.89	-42,531,359.06	不适用
	142,576,254.66	29,001.00	
	1,356,281,025.87	1,100,492,251.59	23.24%
	-1,213,704,771.21	-1,100,463,250.59	-10.29%
	2,773,441,044.63	2,221,403,463.52	24.85%
	1,531,707,853.53	919,052,871.20	66.66%
	1,241,733,191.10	1,302,350,592.32	-4.65%
	136,300,361.05	159,347,202.82	-14.46%

1	104,826,712.89	147,358,071.95
2	-1,213,704,771.21	113,241,520.62
3	1,241,733,191.10	60,617,401.22
4	136,300,361.05	23,046,841.77

EP EPC PPP BOT

O&M

	7,725,565.54	2.43%	
	-938,758.07	-0.30%	

	2,350,211.35	0.74%		
	8,216,088.11	2.59%		
	27,138,911.53	8.55%		

	146,215,851.33	1.59%	81,606,718.97	1.25%	0.34%	
	159,891,781.20	1.74%	85,103,963.32	1.30%	0.44%	
	3,098,600.00	0.03%	378,300.00	0.01%	0.02%	
	897,177,007.53	9.77%	270,850,896.38	4.15%	5.62%	
	1,634,440,261.85	17.80%	1,168,619,362.29	17.89%	-0.09%	
	222,81<MCID					

	6,126,196.16						3,365,741.76	9,491,937.92
	6,126,196.16						3,365,741.76	9,491,937.92
	378,300.00						2,720,300.00	3,098,600.00

2 1 2018 5 2 5.0672 1,300 1,950.00

2019 1 1

2019 1 1

2019 1 1

2019 1 1

3

	791,116,660.65	

	281,360,756.48	
	416,230,053.79	
	597,877,050.41	
	80,994,350.40	
	348,551,216.72	
	2,516,130,088.45	

1

297,939,115.57	377,387,222.69	-21.05%

2

3

PPP	PP P			349,813,489.4 2	765,212,111.1 3	83.36 %	-	-	-	2017-06-05		
				115,447,051.0 9	139,011,500.3	39.56 %	-	-	-	2019-03-20		
				40,883,037.31	41,534,271.99	12.31 %	-	-	-	2018-06-08		
				14,196,828.41	14,445,800.74	7.22 %	-	-	-	2019-05-14		

	--	--	--	520,340,406.23	960,203,684.16	--	--	-	-	--	--	--	

4

5

1

1

2016		53,618.19	888.64	53,719.14	-	-	-	0.00	-	-	
	--	53,618.19	888.64	53,719.14	-	-	-	0.00	-	-	
[2016]1970											
15,193,370			1.00		2016	9		36.20	/	A	
549,999,994.00								13,818,120.31			
536,181,873.69					2016	9	27				
								[2016]15355			
2019	12	31		2016							
53,719.14											

2

	((1)		(2)	(3)					
)					(2)/(1)					
1		20,000.00	20,000.00	0.00	20,007.34	100.04%	2018-05	855.18	1,449.44		

--	--	--	--	--	--	--	--	--	--	--	--

2

19,000.00 19,000.00 888.64 19,026.42

	2016	5,000	12	2018	8	7
	2018	8	8	2016	3,000	6
	2019	12	31	2016	2018	9
						13

3

2

1

2018		42,089.34	19,587.38	33,613.05	15,000.00	15,000.00	35.64%	1.84		-
	--	42,089.34	19,587.38	33,613.05	15,000.00	15,000.00	35.64%	1.84	--	-
		[2018] 617				2018	7			4,300,000
		100.00						430,000,000.00		
		9,106,603.76						420,893,396.24		
		2018	7	11						
[2018] 17594										
	2019	12	31							33,613.05
					8,500.00					1.84

2

	()	(1)	(2)	(3) (2)/(1)						
1		42,089.34	27,089.34	4,586.00	18,611.67	68.70%	2020-12			
PPP										
2		0	10,400.00	10,401.38	10,401.38	100.01%	2020-12			
3		0	4,600.00	4,600.00	4,600.00	100.00%	2019-06	60.23	60.23	
	-	42,089.34	42,089.34	19,587.38	33,613.05	-	-	60.23	60.23	-
		42,089.34	42,089.34	19,587.38	33,613.05	-	-	60.23	60.23	-
	1	2019 10 17	PPP	2020 12						
	30	PPP		2017 6 27	2020 12					
	2			2020 10	2020 12					
				2020 10	2020 12					
				2020 12						
		2019 10	2020 12							

	PPP								
	--	15,000.00	15,001.38	15,001.38	--	--	60.23	--	--
()			PPP						
			2019						
()			2019		PPP		2019		
			15,000.00		4,600		10,400		
()			2019 3 21						
()			2019 10 2020 12						
()									

1

2

100% 2,100 2019 12 15

10%

1				100,080,000		999,122,120.04
						261,401,073.99
						349,516,875.95
						35,710,895.18

1
2019

2020

(2019-2023) 11.07% 2023 14
2
1

2

2

95% 2020 90%

MCO

3

30%

/ /
4

5

5L@ 5M6N

1

2017	2018	2019		262,721.02	480,675.14	718,429.75
		67.00%	73.57%	78.24%		

2

2017	2018	2019		95,456.93	170,669.63	
203,786.51				55.65%	58.76%	53.40%

3 PPP

			PPP	2019		PPP
	63.79		PPP			PPP
				PPP		
PPP						
		PPP				

4

2019 7 30			
-----------	--	--	--

2019

2015

2017-2019

2019 5 16 2018 2018 2018

12 31 355,815,284 10 0.68

2019 7 11

10	0
10	1
10	0
	355,835,250
	35,583,525.00
	0
	35,583,525.00
	610,989,230.83
	100.00%

20%					
2019					
[2020]14815	2019	232,836,227.47	2019	10%	
	23,283,622.75	426,582,224.44	2019	2018	
	24,195,253.98			950,344.35	
	610,989,230.83				
2020 4 28				2019	
	2019 12 31	355,835,250		10	
1		35,583,525.00			
2019					
		2019			

3					
1 2017	2018 5 15	2017	2017		
	355,815,284	10	0.42		
	14,944,231.72			2018 5	
24					
2 2018	2019 5 16	2018	2018		
	2018 12 31	355,815,284		10	
0.68		24,195,439.31			
		2018		10	
0.679965		24,195,253.98	2019 7 11		
3 2019	2020 4 28				
	2019	2019 12 31	355,835,250		
	10	1	35,583,525.00		
2019					

2019	35,583,525.00	282,444,334.14	12.60%	-	-	35,583,525.00	12.60%
2018	24,195,253.98	234,790,184.59	10.31%	-	-	24,195,253.98	10.31%
2017	14,944,231.72	146,704,232.04	10.19%	-	-	14,944,231.72	10.19%

1

			3	30		
					2015 1 9	
			1	2	2014 08 08	
			3			
			4			

			5			
				2014 05 20		
				2014 05 20		
			2 3	25%	2014 05 20	2020 2 17

			4						
								5	
				1					
			2						
				3					
						4	2012		
							1 30		
						5			

			5		
		/		2014 5 20	
		/	/	2014 5 20	
			30 30	2015 1 9	
				2016 5 12	

					2016 5 12		
					2016 9 22	2019 11 2	
				3,038,674			
		1			2		
					3		
			4				
			5				
					6	2017 9 15	
						2017 9 15	
		1			2		
					3		
			4				
			5			2019 5 13	
					6		

				2019 5 13		
	-	-	-	-	-	-

- 1 2019 1
- 1
- 2 2019 4 30 2019
[2019]6
- 3 2019 9 19 2019 [2019]16
2019
- 4 2017 7 5>DC BT/F7 9 Tf1 0 0 1 1124 0 0 1 216.05 448.27 Tm[<1CS7

	95.00
	2 1

5,149.48

2019

>

<2019

4

			2,000.00	11,000.00	3,100.00		507.93	9,900.00

5

2019

1

36

5,950

10%

10%

2

1

	2015/10/21 2019/04/25	14,885	2016/03/24	14,385.00 500.00		13		
	2017/02/16	10,238	2017/03/23	997.21		3		
			2018/03/01	7,041.42		1		
	2016/12/05	7,000	-	0		-	-	
	2016/12/05 2019/04/25	13,966	2017/03/22	10,281.00 85.00		22		
			2017/12/27	3,576.00 24.00				
	2017/09/05	7,286	2017/12/19	7,286.00		1 6		
	2017/12/05	4,000	2018/01/01	4,315.08 2,019.23		2 154		
	2017/12/05	4,400	2017/12/07	4,140.00				

	2018/06/08	8,000	2018/06/12	11,708.45		1		
	2018/08/21	10,000	2018/08/21	5,054.93		1		
	2018/08/23	3,000	2018/09/04	3,312.39		1		
	2018/09/03	500	-	0		1	-	
	2018/10/25	7,000	2018/10/10	5,370.33		4	175	
5,622.50								
	2018/11/16	5,000	2018/11/07	1,100.00		1	55	
	2018/11/16	15,000	2019/01/18	14,000.00		17	5	
	2018/11/16	700	-	0		2	-	-
	2019/03/05	8,923.30	2019/03	70.03		1		
479.83								
2019/03/15			6,944.73					
	2019/03/28	17,000	2019/03/28	10,000.00		17	268	
	2019/04/08	4,800	2019/05/15	1,492.18		3	133	
3,788.19								
	2019/04/08	1,000	2019/04/12	1,000.00		3	12	
	2019/04/19	8,000	-	0		1		
	2019/04/19	6,680	-	0		-	-	
	2019/04/19	5,600	-	0		-	-	
	2019/04/19	3,680	-	0		-	-	
	2019/06/11	4,500	-	0		-	-	
	2019/06/21	7,300	2019/07/15	5,000.00		22		
	2019/07/23	8,000	2019/08/01	7,667.22		1		
	2019/08/20	7,800	2019/08/21	5,100.00		17	13	
	2019/09/11	105	2019/09/29	100.00		6		
	2019/09/11	415	-	0		-	-	
	2019/09/11	105	-	0		-	-	
	2019/09/23	415	2019/09/29	400.00		6		
	2019/09/23	3,500	2019/09/29	1,956.02				

		B2	
B3	288,298.30	B4	110,177.60
A1+B1+C1	147,523.30	A2+B2+C2	63,820.19
A3+B3+C3	288,298.30	A4+B4+C4	110,177.60
A4+B4+C4		61.55%	
D		0	
E 70%		88,736.11	
F 50%		20,677.89	
D+E+F		109,414.00	

1 2019 5 16 2018

2019

30

2019

2 2019 4 25

2017

29,149

3 2019 3

2019 12 31

2

3

1

1 2018 10 15

3,000

1

2018 2019 168
A

2

3

4

20 3.1
2 10

2020

MCO/MCI

SMC

2019

2

1

2

2019

2020

20

20

2

5

4.9

3

		/
1.		51.9
2.		-
3.		-
1.		
1.1		
1.2		1
1.3		20
2.		
3.		

4.		
4.1		

	99011
	[2009]323
91530422MA6K70F77K001Y	
	[2010]39
41422825MA492XNA1E001U	
	[2012]73
91420821MA493PTL3F001Q	
	[2006]218
91420821MA498DPL2R001U	

1

	91,263,479	25.65%				11,244,550	11,244,550	102,508,029	28.81%
1									
2									
3	91,263,479	25.65%				11,244,550	11,244,550	102,508,029	28.81%
	7,600,751	2.14%				-7,600,751	-7,600,751	0	0.00%
	83,662,728	23.51%				18,845,301	18,845,301	102,508,029	28.81%
4									
	264,551,805	74.35%				-11,224,584	-11,224,584	253,327,221	71.19%
1	264,551,805	74.35%				-11,224,584	-11,224,584	253,327,221	71.19%
2									
3									
4									
	355,815,284	100.00%				19,966	19,966	355,835,250	100.00%

1

2019 1 11

2019 1 11 2024 7 5

2,747

19,966

355,815,284

355,835,250

2 18,845,301

3 2016 7,600,751 2019 11 4

[2018]617 2018 7 5 430

4.30 [2018]365

2018 8 14 123010

2019 1 11

19,966

			%
	0.79	0.79	0.00
	0.78	0.78	0.00
	5.03	5.03	0.00

2020 4 27

355,838,993

2

	56,779,314	18,926,438	0	75,705,752		
	9,286,218	0	0	9,286,218		
	9,286,218	0	0	9,286,218		
	2,532,605	0	0	2,532,605		
	2,532,605	0	37,500	2,495,105		
	534,661	178,220	0	712,881		
	619,081	0	0	619,081		
	657,070	0	46,650	610,420		
	520,591	0	0	520,591		
	464,311	0	0	464,311		
	168,840	0	23,250	145,590		
	281,214	0	151,957	129,257		
	7,600,751	0	7,600,751	0		2019 11 4
	91,263,479	19,104,658	7,860,108	102,508,029	-	-

1

2

1

	24,809		28,222		0		0
		5%		10			
		21.28%	75,705,752	-	75,705,752	-	53,584,367
		3.48%	12,381,624	-	-	12,381,624	8,666,338
		3.48%	12,381,624	-	9,286,218	3,095,406	8,661,338
		3.48%	12,381,624	-	9,286,218	3,095,406	8,661,338
		2.14%	7,600,751	-	-	7,600,751	-
		1.71%	6,091,020	-	-	6,091,020	-
		1.46%	5,186,520	-	-	5,186,520	-
		1.14%	4,046,400	395,100	-	4,046,400	-
		0.95%	3,376,807	-	2,532,605	844,202	2,069,999
		0.93%	3,326,807	-	2,495,105	831,702	2,069,999

	3	10	
	10		
		12,381,624	12,381,624
		7,600,751	7,600,751
		6,091,020	6,091,020
		5,186,520	5,186,520
		4,046,400	4,046,400
		3,199,811	3,199,811
		3,095,406	3,095,406
		3,095,406	3,095,406
		2,368,812	2,368,812
		1,974,930	1,974,930
		1,970,000	1,970,000
	1	10	
10	2	10	
10	3	10	10
			346,400
		3,700,000	4,046,400

10 10

10 10

2

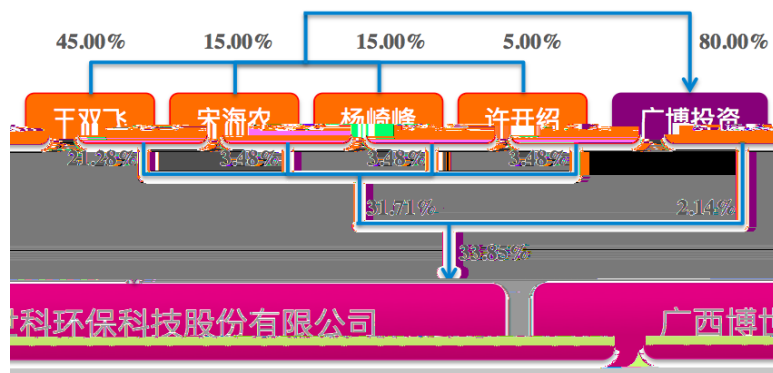
	1963	

	AOX	2019	2016	2018	2018	2018	1995	2001 8	2003 6	2003	1952	1977 8	1992 12	1996	2010	2003 2003	12	1

3

		-	-

	1				
	2	2015	11	11	11,000
	3				7,600,751
					2.14%
	3				225,121
					0.06%
10					



0.06%

225,121

4 10%

5

[2018]617 2018 7 5 430
 100 4.30 [2018]365
 2018 8 14
 123010
 2019 1 11 14.30 /
 2019
 12.45 / 2019 4 9
 2019 7 2018 12.38 /
 2019 7 11

			()				()	
	2019-01-11 2024-07-05	4,300,000	430,000,000	274,700	19,966	0.01%	429,725,300	99.94%

1					319,934		

	(LOF)				
5			160,413	16,041,300	3.73%
6	5		158,858	15,885,800	3.70%
7			128,563	12,856,300	2.99%
8	LOF		96,796	9,679,600	2.25%
9			93,447	9,344,700	2.17%
10			87,091	8,709,100	2.03%

					2019 7 22	2022 7 21					
				46	2013 6 13	2022 7 22	12,381,624	-	-	-	12,381,624
					2019 11 20	2022 7 22					
					2013 6 13	2019 7 21					
					2013 6 13	2022 7 22	12,381,624	-	-	-	12,381,624
				44	2013 6 13	2019 7 21					
					2019 8 20	2019 11 20					
				45	2013 6 13	2022 7 22	3,376,807	-	-	-	3,376,807
					2019 7 22	2022 7 21					
				39	2016 5 30	2022 7 22	825,441	-	-	-	825,441
					2017 12 22	2019 3 5					
				43	2015 8 25	2022 7 21	0	-	-	-	0
				49	2016 9 12	2022 7 21	0	-	-	-	0
				51	2019 7 22	2022 7 21	0	-	-	-	0
				73	2013 6 13	2022 7 21	194,120	-	-	-	194,120
				29	2019 7 22	2022 7 21	0	-	-	-	0
				33	2019 7 22	2022 7 21					

				40	2017 9	3 3	2022 22	7 7	813,894	-	-	-	813,894
				37	2017 9	3 3	2022 22	7 7	97,302	-	-	-	97,302
				56	2013 13	6 6	2019 21	7 7	75,705,752	-	-	-	75,705,752
				70	2013 13	6 6	2019 21	7 7	0	-	-	-	0
				36	2015 28	9 9	2019 21	7 7	0	-	-	-	0
				31	2016 1	12 12	2019 21	7 7	0	-	-	-	0
				38	2016 30	5 5	2019 21	7 7	712,881	-	-	-	712,881
				33	2019 5	3 3	2019 20	8 8	0	-	-	-	0
	-	-	-	-	-	-	-	-	111,204,496	-	-	-	111,204,496

1 2019 7 22 2019

2 2019 7 23

3 2019 8 20

2019

2019 11 20

							2019	3	5
							2019	3	5
							2019	7	22
							2019	7	22
							2019	7	22
							2019	7	22
							2019	7	22
							2019	7	22
							2019	7	22
							2019	7	23
							2019	7	23
							2019	7	23
							2019	8	20

			2019 8 20	
			2019 11 20	
			2019 11 20	

1

1973

2004

2006 4 2007 4

1

1

1

1

2011 7

1981

2007 7

2008 2

1972

1996

DCS

1982

2001

2009 2

1979

2002

2007

7

		-		
		-		
		-		
		-		
		-		
		-		
		-		
		-		
		-		
		-		
		-		

		-		
		-		

2019

521.66

			46		51.21
			44		52.44
			45		39.07
			39		62.50
			43		3.00
			49		3.00
			51		1.50
			73		12.92
			33		0.51
			29		0.51
			47		28.92
			38		43.88
			47		29.88
			49		29.94
			40		36.12
			37		46.92
			56		18.25
			70		1.50
			36		6.92
			31		6.13

			38		21.11	
					25.43	
				-	521.66	-

	1,590
	303
	1,296
	105
	642
	3,936
	296
()	2,281
	343
	1,016
	3,936

2

2019

3

2019

4

2019 7

1

2

7

1

1

3

4

3

3

1

4

9

1

8

1

14

7

2016

2018

A

1

0771-3225158

bskdb@bossco.cc

bossco300422

2

3

2019

bossco300422

136

28

15

18

29

2019

+

8

2019

2019 12 31

3

4

5

1

2019		5.2992%	2019-04-08	2019-04-08	
2019		0.6025%	2019-04-15	2019-04-15	
2018		0.2972%	2019-05-16	2019-05-16	
2019		6.0239%	2019-05-29	2019-05-29	
2019		0.1884%	2019-07-22	2019-07-22	
2019		0.4009%	2019-09-16	2019-09-16	

5%

2

1

	13	13	0	0	0		0

	23	23	0	0	0		3
	23	23	0	0	0		3
	10	10	0	0	0		1

2019 7 21

2019 7 22

2

3

A

58017®

2019

2019

2019

2019

1

2

	2020 4 28
	2019 2020 4 28
	100%

		100%
	1	1
	2	2
	3	3
	1	
		1%
		2%
		5%
		1%
		5%
	2	3%
	1	1%
	2	2%
		5%
	965 s,ú h,Í 'R1t a Tα Aä™€ iĐ™ Ó ` D1	

	<p>2</p> <p>5%</p> <p>3%</p> <p>0.2%</p> <p>0.4%</p> <p>2%</p> <p>0.2%</p> <p>2%</p> <p>0.6%</p>	
		0
		0
		0
		0



[2020]14815-2

2019

3101

3101

	[2020]14815-2 2020 4 28
	2020 4 28

							0.4%
							0.6%
		123010	2018-07-05	2024-07-05	42,972.53		1.0%
							1.5%
							1.8%
							2.0%



EBITDA	8.23%	9.04%	-0.81%
	2.27	3.00	-24.33%
	1.79	0.89	101.12%
EBITDA	2.61	3.39	-23.01%
	100%	100%	-
	100%	100%	-

30%

37.99%

101.12%

663,282.64

402,933.53

260,349.11

	2020 4 28
	[2020]14815

[2020]14815


2019 12 31


2019

2019

12 31

2019





2019	227,958.05
24,171.55	203,786.50
22.19%	

1

2019 12 31

	2019 12 31	2018 12 31
	1,218,836,999.70	733,145,386.78
		6,126,196.16
	2,037,865,050.83	1,706,696,302.47
	9,491,937.92	
	72,737,697.54	84,905,847.68

	95,796,197.99	108,729,561.46
	243,523,174.48	150,624,402.49
	6,262,389.43	13,978,676.72
	132,036,096.82	100,308,007.81
	3,816,549,544.71	2,904,514,381.57
	146,215,851.33	81,606,718.97
	280,749,529.29	321,614,164.15
	16,846,862.56	
	637,190,035.63	488,615,448.38
	3,142,765,956.20	



	76,199,277.31	52,915,654.56
	762,510,487.36	527,545,029.95
	1,789,994,263.38	1,538,800,503.40
	208,019,614.26	188,000,718.91
	1,998,013,877.64	1,726,801,222.31
	9,182,311,354.05	6,533,552,589.02

2



	484,736,312.77	371,073,521.39
	105,940,424.30	63,476,024.06
	65,064,408.22	47,343,236.01
	1,937,290.76	2,914,169.09
	60,585,865.33	48,026,266.28
	36,463,612.40	19,625,467.76
	3,327,893,329.50	3,185,887,159.51
	7,216,055,191.84	5,793,140,104.55
	847,015,794.33	579,061,904.00
	3,098,600.00	
		378,300.00
	621,855,049.93	150,231,516.30
	1,236,019,361.21	939,967,310.47
	173,130,269.85	192,087,203.02
	22,746,587.41	26,183,546.25
	65,186,282.50	134,373,858.99
	491,481,909.34	401,700,257.10
	4,409,370.49	2,837,450.16
	623,509,854.45	220,313,364.40
	99,000,000.00	20,000,000.00
	4,183,043,709.02	2,664,297,260.53

	603,460,418.57	786,465,173.78
	1,396,055,668.44	1,698,946,764.70
	5,579,099,377.46	4,363,244,025.23
	355,835,250.00	355,815,284.00
	128,771,957.77	128,854,274.67
	465,160,098.47	465,728,641.65
	76,199,277.31	52,915,654.56
	610,989,230.83	426,582,224.44
	1,636,955,814.38	1,429,896,079.32
	7,216,055,191.84	5,793,140,104.55

3

	2019	2018
	3,243,604,062.56	2,724,023,569.51
	3,243,604,062.56	2,724,023,569.51
	2,891,338,241.34	2,359,759,710.78
	2,306,798,075.01	1,946,785,325.91
	17,516,847.78	26,238,286.02
	65,702,731.23	54,669,630.76
	167,911,130.52	138,585,368.13
	163,589,734.49	91,049,364.96
	169,819,722.31	102,431,735.00
	175,723,052.79	97,888,920.11
	8,133,855.05	3,965,775.19

	27,138,911.53	14,551,137.57
	7,725,565.54	-2,539,968.09
	479,931.50	1,597,931.91
	-2,886,840.00	
-		
	-2,720,300.00	-378,300.00
-	-59,469,793.23	
-	-938,758.07	-100,093,588.39
-	-760,186.43	164.57
	323,241,260.56	275,803,304.39
	2,350,211.35	3,188,439.01
	8,216,088.11	13,534,230.52
	317,375,383.80	265,457,512.88
	39,037,333.00	34,429,978.92
	278,338,050.80	231,027,533.96
1.	278,338,050.80	231,027,533.96
2.		
1.	282,444,334.14	234,790,184.59
2.	-4,106,283.34	-3,762,650.63
	936,318.75	-48,533.11
	936,318.75	-48,533.11
1.		
2.		
3.		
4.		
5.		

	936,318.75	-48,533.11
1.		
2.		
3.		
4.		
5.		
6.		
8.	936,318.75	-48,533.11
9.		
		230,979,000.85

-472,860.93

-209,062.99

4

	479,931.50	1,597,931.91
-	-2,886,840.00	
	-2,720,300.00	-378,300.00
-	-96,093,437.14	
-		

6.		
7.		
8.		
9.		
	232,836,227.47	205,720,705.26

5

	2019	2018
	1,971,970,383.80	1,274,193,017.85
	805,821.27	144,421.11
	364,057,709.84	191,953,258.25
	2,336,833,914.91	1,466,290,697.21
	894,843,648.62	774,923,129.56
	328,876,715.11	207,009,022.31
	210,519,032.68	142,308,984.65
	797,767,805.61	384,580,919.75
	2,232,007,202.02	1,508,822,056.27
	104,826,712.89	-42,531,359.06
	119,361,763.50	

	1,200,303.33	
	1,647,845.47	27,700.00
	20,366,342.36	
		1,301.00
	142,576,254.66	29,001.00
	1,348,181,425.87	913,864,351.59
		182,490,000.00
	8,099,600.00	4,137,900.00
	1,356,281,025.87	1,100,492,251.59
	-1,213,704,771.21	-1,100,463,250.59
	35,568,600.00	66,399,100.00
	35,568,600.00	58,399,100.00
	2,465,102,444.63	2,065,004,363.52
	272,770,000.00	90,000,000.00
	2,773,441,044.63	2,221,403,463.52
	1,110,651,904.00	622,900,000.00
	213,285,088.61	120,743,242.69
	207,770,860.92	175,409,628.51
	1,531,707,853.53	919,052,871.20
	1,241,733,191.10	1,302,350,592.32
	3,445,228.27	-8,779.85
	136,300,361.05	159,347,202.82
	484,659,588.24	325,312,385.42
	620,959,949.29	484,659,588.24

6

	2019	2018
	2,066,337,420.73	1,384,068,136.33
	270,519,039.40	277,796,198.09

	2,336,856,460.13	1,661,864,334.42
	1,510,299,114.02	1,162,771,359.17
	204,700,073.95	130,513,239.70
	175,108,517.97	104,298,942.53
	751,985,723.31	306,312,673.38
	2,642,093,429.25	1,703,896,214.78
	-305,236,969.12	-42,031,880.36
	230,487,582.20	
	1,478,073.97	3,849,563.05
	231,965,656.17	3,849,563.05
	175,590,622.56	169,721,962.55
	237,562,091.56	570,953,144.21
	55,751,809.53	
	468,904,523.65	740,675,106.76
	-236,938,867.48	-736,825,543.71
	1,623,655,741.13	1,459,201,830.00

7

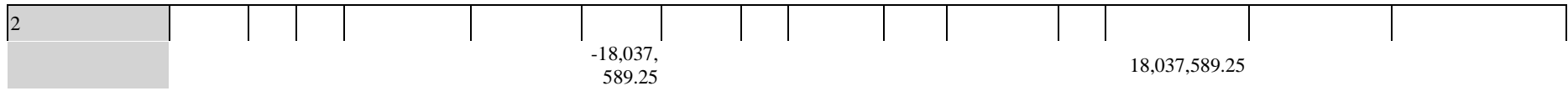
	2019														
	355,815,284.00			128,854,274.67	473,726,397.00		-56,136.78		52,915,654.56		527,545,029.95		1,538,800,503.40	188,000,718.91	1,726,801,222.31
	355,815,284.00			128,854,274.67	473,726,397.00		-56,136.78		52,915,654.56		527,545,029.95		1,538,800,503.40	188,000,718.91	1,726,801,222.31
	19,966.00			-82,316.90	-7,929,288.03		936,318.75		23,283,622.75		234,965,457.41		251,193,759.98	20,018,895.35	271,212,655.33
							936,318.75				282,444,334.14		283,380,652.89	-4,106,283.34	279,274,369.55
	19,966.00			-82,316.90	-7,929,288.03								-7,991,638.93	24,125,178.69	16,133,539.76

1														41,568,600.00	41,568,600.00	
2	19,966.00			-82,316.90	263,380.74									201,029.84	201,029.84	
3																
4					-8,192,668.77									-8,192,668.77	-17,443,421.31	-25,636,090.08
									23,283,622.75	-47,478,876.73				-24,195,253.98	-24,195,253.98	
1									23,283,622.75	-23,283,622.75						
2																
3										-24,195,253.98				-24,195,253.98	-24,195,253.98	
4																
1																
2																
3																

4															
5															
6															
1															
2															
	355,835,250.00			128,771,957.77	465,797,108.97		880,181.97		76,199,277.31		762,510,487.36		1,789,994,263.38	208,019,614.26	1,998,013,877.64

2018														
	356,068,919.00				464,262,253									

3					1,629,600.00	-2,103,024.75							3,732,624.75		3,732,624.75
4					9,683,933.33								9,683,933.33		9,683,933.33
									20,572,070.53		-35,516,302.25		-14,944,231.72		-14,944,231.72
1									20,572,070.53		-20,572,070.53				
2															
3											-14,944,231.72		-14,944,231.72		-14,944,231.72
4															
1															
2															
3															
4															
5															
6															
1															



8

1											-
2	19,966.00			-82,316.90	263,380.74						201,029.84
3											-
4					-831,923.92						-831,923.92
									23,283,622.75	-47,478,876.73	-24,195,253.98
1									23,283,622.75	-23,283,622.75	-
2										-24,195,253.98	-24,195,253.98
3											
1											
2											
3											
4											
5											
6											
1											
2											
										-950,344.35	-950,344.35

	355,835,250.00			128,771,957.77	465,160,098.47				76,199,277.31	610,989,230.83	1,636,955,814.38
--	----------------	--	--	----------------	----------------	--	--	--	---------------	----------------	------------------

	2018											
	356,068,919.00			464,264,498.07	20,140,614.00				32,343,584.03	256,377,821.43	1,088,914,208.53	
	356,068,919.00			464,264,498.07	20,140,614.00				32,343,584.03	256,377,821.43	1,088,914,208.53	
	-253,635.00		128,854,274.67	1,464,143.58	-20,140,614.00				20,572,070.53	170,204,403.01	340,981,870.79	
										205,720,705.26	205,720,705.26	
	-253,635.00		128,854,274.67	1,464,143.58	-2,103,024.75						132,167,808.00	
1	-253,635.00		-	-1,849,389.75							-2,103,024.75	
2			128,854,274.67								128,854,274.67	
3				1,629,600.00	-2,103,024.75						3,732,624.75	
4				1,683,933.33							1,683,933.33	
									20,572,070.53	-35,516,302.25	-14,944,231.72	

1									20,572,070.53	-20,572,070.53		-
2										-14,944,231.72		-14,944,231.72
3												

1

	1999 4 13	50.00	1999 4
		2007 3	
		4,500.00	
28			
2010 6	2010 4 30		
2010 12	150.00	4,650.00	2014
12 31			
			%
1	15,133,050.00		32.54
2	8,338,140.00		17.93
3	6,948,810.00		14.94
4	2,475,000.00		5.32
5	2,475,000.00		5.32
6	2,475,000.00		5.32
7	1,181,250.00		2.54
8	945,000.00		2.03
9	900,000.00		1.94
10	675,000.00		1.45
11	675,000.00		1.45
12	675,000.00		1.45
13	566,463.00		1.22
14	360,000.00		0.77
15	315,295.00		0.68
16	315,000.00		0.68
17	229,306.00		0.49
18	225,000.00		0.48
19	225,000.00		0.48

2

3

/

12

91450100711480258H

2020 4 28

2019 12 31

-
- 1
 - 2
 - 3
 - 4
 - 5

6
7
8
9
10
11
12
13
14
15
16
17
18
19
20
21
22
23
24
25
26
27
28
29
30
31
32
33
34
35
36
37
38
39
40
41

Bosco Envirotech Canada Limited.

PT.BOSSCO ENVIRONMENTAL PROTECTION TECHNOLOGY
INDONESIA

42
43
44
45
46
47
48
49
50
51
52
53
54
55
56
57

BOSSCO-INDIA ENVIRO-TECH PRIVATE LIMITED

7 6
1 2
2 1

1

2

12

1

					15
	2014				
2018	453				
2					
		1	1	12	31
3					
					12
4					
5					
	1				
	2				
	1				
	2				

1

2

3

6

33

1

2

9

1

2

/

10

1

()

1

2

1

2

2

1

2

3

4

3

a

b

1

12

30

12

2

3

14

21

6

11

12

2

%

1	1	5
1-2	2	10
2-3	3	20
3-4	4	50

		%
4-5	5	80
5		100

13

14

15

1

2

3

4

5

16

1

2

3

42

42

42

42

17

12

18

1

1

()

2

3

2

)

(

3

4

1

2

5

19

1

2

20

1

1

2

2

1

		30	3-5	3.17-3.23
		10	3-5	9.50-9.70
		5	3-5	19.00-19.40
		5-25	3-5	3.80-19.40

2

RemedX Remediation Service Inc.

3

4

1

2

3

75%]

4

90%]

90%]

5

[

75%

[90%

[90%

21

1

2

3

22

1

2

1

2

3

3

3

23


24

25

1

1

2



3

4

a.

b.

c.

d.

e.

f.

g.

2

1

2

3

4

5

26

27

28

1

2

1

2

3

4

29

1

2

30

1

2

1

2

3

4

1

2

3

31

32

1

1

2

3

4

5

2

/

1

2

3

4

1

1

2

2

1

2

3

4

5

1

2

33

1

1

2

PPP

PPP

3

PPP

PPP

,

2

1

2

3

4

a.

b.

34 /

1

2

3

4

35

1

1

a.

b.

()

2

2

1

2

36

1

3

4

5

6

37

1

1 2019 4 30 2019
2019 6

	0.00
	2,037,865,050.83 0.00

		1,706,696,302.47
		897,177,007.53
		1,634,440,261.85
		270,850,896.38
		1,168,619,362.29
		-
-	-938,758.07	-100,093,588.39

		0.00
	2,369,903,184.32	0.00
		1,732,689,404.31
		621,855,049.93
		1,236,019,361.21
		150,231,516.30
		939,967,310.47
		-
	-800,060.98	-110,213,608.31

2019 1 1 2019 12 31

2018 2019

2 2019 1 1 22 2017

7 23 2017 8 24

2017 9 37 2017 14

3 2019 6 10 7 2019 8

2019 1 1

4 2019 6 17 12 2019 9

2019 1 1 2019 1

1

5 2019 9 19 2019

2019 16 2019

2

3 2019

	2018 12 31	2019 01 01	
	733,145,386.78	733,145,386.78	

	759,304,395.45	759,304,395.45	
	2,679,322.16	2,679,322.16	
	36,961,826.03	36,961,826.03	
	9,116,664.66	9,116,664.66	
	69,832,214.40	69,832,214.40	
	85,103,963.32	85,103,963.32	
	3,629,038,207.45	3,629,038,207.45	
	6,533,552,589.02	6,533,552,589.02	
	832,476,137.52	832,476,137.52	
		378,300.00	378,300.00
	378,300.00		-378,300.00
	270,850,896.38	270,850,896.38	
	1,168,619,362.29	1,168,619,362.29	
	148,378,272.73	148,378,272.73	
	49,953,374.48	49,953,374.48	
	176,297,888.17	176,297,888.17	
	33,927,947.39	33,927,947.39	
	3,343,449.13	3,343,449.13	
	265,003,364.40	265,003,364.40	
	20,000,000.00	20,000,000.00	
	2,965,885,543.36	2,965,885,543.36	
	1,129,030,000.00	1,129,030,000.00	
	304,011,623.61	304,011,623.61	
	43,294,676.97	43,294,676.97	
	97,793,403.80	97,793,403.80	
	155,082,228.31	155,082,228.31	
	9,149,990.66	9,149,990.66	
	102,503,900.00	102,503,900.00	
	1,840,865,823.35	1,840,865,823.35	
	4,806,751,366.71	4,806,751,366.71	
	355,815,284.00	355,815,284.00	

	128,854,274.67	128,854,274.67	
	473,726,397.00	473,726,397.00	
	-56,136.78	-56,136.78	
	52,915,654.56	52,915,654.56	
	527,545,029.95	527,545,029.95	
	1,538,800,503.40	1,538,800,503.40	
	188,000,718.91	188,000,718.91	
	1,726,801,222.31	1,726,801,222.31	
	6,533,552,589.02	6,533,552,589.02	

		2019	1	1	30,000,000.00	2019	1
1	30,000,000.00	2019	1	1	6,126,196.16	2019	1
1	6,126,196.16	2019	1	1	378,300.00	2019	1
1					378,300.00		

	2018	12	31	2019	01	01
--	------	----	----	------	----	----

	371,073,521.39	371,073,521.39	
	63,476,024.06	63,476,024.06	
	47,343,236.01	47,343,236.01	
	2,914,169.09	2,914,169.09	
	48,026,266.28	48,026,266.28	
	19,625,467.76	19,625,467.76	
	3,185,887,159.51	3,185,887,159.51	
	5,793,140,104.55	5,793,140,104.55	
	579,061,904.00	579,061,904.00	
		378,300.00	378,300.00
	378,300.00		-378,300.00
	150,231,516.30	150,231,516.30	
	939,967,310.47	939,967,310.47	
	192,087,203.02	192,087,203.02	
	26,183,546.25	26,183,546.25	
	134,373,858.99	134,373,858.99	
	401,700,257.10	401,700,257.10	
	2,837,450.16	2,837,450.16	
	220,313,364.40	220,313,364.40	
	20,000,000.00	20,000,000.00	
	2,664,297,260.53	2,664,297,260.53	
	461,210,000.00	461,210,000.00	
	304,011,623.61	304,011,623.61	
	43,294,676.97	43,294,676.97	
	19,459,362.03	19,459,362.03	
	84,505,928.31	84,505,928.31	
	786,465,173.78	786,465,173.78	
	1,698,946,764.70	1,698,946,764.70	
	4,363,244,025.23	4,363,244,025.23	
	355,815,284.00	355,815,284.00	
	128,854,274.67	128,854,274.67	

	465,728,641.65	465,728,641.65	
	52,915,654.56	52,915,654.56	
	426,582,224.44	426,582,224.44	
	1,429,896,079.32	1,429,896,079.32	
	5,793,140,104.55	5,793,140,104.55	

		2019 1 1	6,126,196.16	2019 1 1
6,126,196.16		2019 1 1	378,300.00	2019 1 1
			378,300.00	

4 2019

38

- 1
- 2
- 1
- 2
- 3
- 4
- 5
- 1
- 2
- 3
- 1

80% 125%

- a.
- b.

1

		16%	13%	10%	9%	6% 3%
	-	-				
		7%				

	15%
	15%
	15%
	15%
	15%
	15%
	15%
	16.5%
Bosco Envirotech Canada Limited.	26%
RemedX Remediation Service Inc.	27%

2

1				
	2017	7	31	
				GR201745000146
	2017	-2019		15%
			2018	10
				GR201843000421
	-2020			15%
			2017	11
				30
	GR201745000404		2017	-2019
				15%
			2018	8
				15
				GR201845000046
	2018	-2020		15%
			2018	9
				10
				GR201811003365
	2018	-2020		15%
			2019	9
				20
				GR201943000988
	-2021			15%
			2019	9
				5
				GR201943000216
				2019

-2021 15%

[2019]13
300

100 25% 100 300 20% 50% 5% 20%

10%

2019 100 2019

25% 20%

[2018]99

2018 1 1 2020 12 31 75% 2019

75%

2019 11 18

378 2017 1 3 2019

2016 70 50%

1 5 6 7

[2019] 67

[2012]10

1 3 4 6

2

[2019] 67

2019 1 1 -2020 12 31

[2015]78 < >

70% 2019 5 1 2019 7 31

[2001]97 2018 8 1 -2050 12 31

[2009]9 6%

[2014]57 2014 7 1 [2009]9

6% 3%

2019 39 2019

4 1 10%

3

2018 13 2020 12 31 1.5%

3

2018 2019 2018 12 31 2019 1 1 2019 12 31

2018 2019 2018 12 31 2019 1 1

37 3

1

	9,891.64	9,131.54
	620,950,057.65	484,650,456.70
	597,877,050.41	248,485,798.54
	1,218,836,999.70	733,145,386.78
	1,686,035.40	1,028,112.96

	597,877,050.41	248,485,798.54
--	----------------	----------------

1	363,882,437.82	597,877,050.41	227,370,951.71
		5,200,000.00	1,423,660.88
2		1,686,035.40	
3			

2

3

4

5

1

	7,962,684.	0.35	7,962,684	100.0	0.00	10,742,50			
	92	%	.92	0%		0.00			

	2,271,617, 99.65									
	836.25	%								

1	1	1,347,459,461.86
1	2	616,461,038.23
2	3	224,332,080.10
3		91,327,940.98
3	4	46,667,666.98
4	5	27,899,650.45
5		16,760,623.55
		2,279,580,521.17

2

	10,742,500.00	4,770,184.92	120,000.00	7,430,000.00		7,962,684.92
	188,195,350.00	49,612,608.35		4,055,172.93		233,752,785.42
	198,937,850.00	54,382,793.27	120,000.00	11,485,172.93		241,715,470.34

3

	11,485,172.93

		4,250,000.00			
		3,180,000.00			
		1,953,152.93			
		1,414,250.00			
		276,800.00			
		151,450.00			
		134,844.00			
		100,000.00			
		15,076.00			
		9,600.00			
	--	11,485,172.93	--	--	--

4

31,233,564.99 463,615,605.47 20.34%

5

EPC	28,703,800.00	1,033,336.80
	28,687,700.00	1,032,757.20
	12,841,200.00	462,283.20
	9,957,300.00	358,462.80
	80,190,000.00	2,886,840.00

2019 12

8,019.00

6

6

	9,491,937.92	6,126,196.16
	9,491,937.92	6,126,196.16

7

1

1	65,763,977.32	90.41%	81,114,763.05	95.53%

--				
	-1,499,421.53	6,706,421.49		5,206,999.96
			716,367.44	716,367.44
	-160,887.22	-200.00		-161,087.22
2019 12 31	1,980,172.35	21,473,618.36	0.00	23,453,790.71

1	1	39,603,448.25
1	2	45,132,711.25
2	3	13,795,291.20
3		20,718,538.00
3	4	8,306,938.00
4	5	11,818,900.00
5		592,700.00
		119,249,988.70

3

	19,124,245.41	5,206,999.96		716,367.44	-161,087.22
	19,124,245.41	5,206,999.96		716,367.44	-161,087.22
					23,453,790.71

4

	716,367.44

One Environmental Ltd.		716,367.44			
	--	716,367.44	--	--	--

5

		11,211,515.88	1-2	9.40%	1,121,151.59
		11,000,000.00	4-5	9.22%	8,800,000.00
		4,500,000.00	2-3	3.77%	900,000.00
		3,795,197.31	1-2	3.18%	379,519.73
		3,000,000.00	3-4	2.52%	1,500,000.00
	--	33,506,713.19	--	28.09%	12,700,671.32

6

7

8

9

1

	22,093,188.83		22,093,188.83	14,743,353.10		14,743,353.10
	102,477,774.84		102,477,774.84	48,222,197.00		48,222,197.00
	3,877,931.27		3,877,931.27	572,413.79		572,413.79
	62,327,598.65		62,327,598.65	42,415,671.06		42,415,671.06
	853,427.14		853,427.14			

2

		938,758.07			938,758.07
		938,758.07			938,758.07

3

4

	2,091,910,510.60
	1,008,569,004.64
	3,038,151,916.59
	62,327,598.65

10

11

12

EPC	4,522,528.70	
	1,200,000.00	
		699,096.98

	539,860.73	1,601,899.63
		778,640.90
EPC		10,899,039.21
	6,262,389.43	13,978,676.72

13

	131,366,987.32	69,464,095.61
	611,477.34	821,314.58
	29,447.10	760.14
	28,185.06	21,837.48
	132,036,096.82	70,308,007.81

14

15

16

1

	138,620,704.27		138,620,704.27	81,606,718.97		81,606,718.97	
	7,595,147.06		7,595,147.06				
	146,215,851.33		146,215,851.33	81,606,718.97		81,606,718.97	--

2

3

17

8A8A8AÑ

				2.51					2,423,444.48		
	159,220,000.00			-681.81					159,219,318.19		
	154,011,532.18	83,361,763.50		637,772.61					71,287,541.29		
				-197,971.81				48,017,197.14	47,819,225.33		
										48,017,197.14	280,749,529.29
										48,017,197.14 280,749,529.29	

18

19

20

1

1.				
2.	16,981,297.83			16,981,297.83
1				
2 \	16,981,297.83			16,981,297.83
3				
3.				
1				
2				
4.	16,981,297.83			16,981,297.83
1.				
2.	134,435.27			134,435.27
1	134,435.27			134,435.27
3.				
1				
2				
4.	134,435.27			134,435.27
1.				
2.				
1				

3				
1				
2				
4.				
1.	16,846,862.56			16,846,862.56
2.				

2

3

5#	16,846,862.56	

21

	637,190,035.63	488,615,448.38
	637,190,035.63	488,615,448.38

1

1.	273,730,411.83	164,773,852.07	30,618,520.54	88,848,687.70	557,971,472.14
2.	112,618,157.71	43,944,956.87	13,805,924.25	26,784,809.89	197,153,848.72
1	1,654,384.16	7,088,533.64	13,805,924.25	8,569,937.73	31,118,779.78
2	110,963,773.55	36,856,423.23		18,214,872.16	166,035,068.94
3					
3.	1,193,626.85	2,635,147.67	4,470,635.63	14,117,559.05	22,416,969.20
1	1,193,626.85	2,569,147.67	4,143,018.54	14,044,027.01	21,949,820.07
2		66,000.00	327,617.09	73,532.04	467,149.13
4.	385,154,942.69	206,083,661.27	39,953,809.16	101,515,938.54	732,708,351.66

1.	15,238,379.40	19,118,390.08	10,734,966.86	24,264,287.42	69,356,023.76
2.	10,709,209.87	12,097,431.49	5,981,998.47	12,288,456.13	41,077,095.96
1	10,709,209.87	12,097,431.49	5,981,998.47	12,288,456.13	41,077,095.96

2		7,420,184.66
7#		7,402,875.77
8#		6,986,864.51
6#		6,033,556.19
		4,903,103.88

PPP												
	352,798,100.00	106,688,098.00	176,100,979.36			282,789,077.36	80.16%	80.16%	8,600,300.56	8,522,133.89	4.999%	
	282,281,900.00	176,241,172.09	31,481,909.65		8,589,206.64	199,133,875.10	73.59%	73.59%				
	191,122,500.00	188,200,868.85	1,377,664.31			189,578,533.16	99.19%	99.19%				
PPP	216,680,000.00	16,990,191.96	128,140,561.40			145,130,753.36	66.98%	66.98%	4,212,363.22	4,212,363.22	4.900%	
PPP	310,976,200.00	58,953,431.90	74,164,468.40			133,117,900.30	42.81%	42.81%	3,346,549.67	3,346,549.67	5.880%	
PPP	325,241,800.00	79,245,654.05	54,197,950.28			133,443,604.33	41.03%	41.03%				
PPP	295,530,000.00	80,879,262.96	33,274,228.31			114,153,491.27	38.63%	38.63%	775,324.44	775,324.44	5.390%	
PPP	137,723,200.00	99,111,785.31	3,941,888.19		5,000,000.00	98,053,673.50	87.90%	87.90%				
PPP	283,043,700.00	25,414,718.77	67,617,312.20			93,032,030.97	32.87%	32.87%				

	242,994,600.00	80,786,846.01	42,290,461.57	16,233,992.64	16,981,297.83	89,862,017.11	50.65%	50.65%				
PPP	138,000,000.00	43,933,552.80	44,550,469.01			88,484,021.81	64.12%	64.12%				
PPP	130,000,000.00	31,124,130.23	54,873,226.74		1,847,322.57	84,150,034.40	66.15%	66.15%				
	86,313,400.00	73,740,682.72	2,240,398.97		128,942.83	75,852,138.86	88.03%	88.03%				
PPP	80,450,900.00	49,749,655.37	25,543,072.16		1,834,593.31	73,458,134.22	93.59%	93.59%	4,255,069.58	2,087,091.80	4.900%	
PPP	95,846,000.00	33,818,157.37	27,826,600.72			61,644,758.09	64.32%	64.32%				
PPP	172,270,300.00	41,464,331.71	18,242,119.66		396,600.00	59,309,851.37	34.66%	34.66%				
6 PPP	120,574,200.00	1,316,500.30	57,422,711.72			58,739,212.02	48.72%	48.72%	990,797.01	990,797.01	4.545%	
	351,361,000.00	23,564,449.21	115,447,051.09	86,105,802.05		52,905,698.25	39.56%	39.56%	2,000,320.76	2,000,320.76	5.940%	
	337,489,800.00	651,234.68	40,883,037.31			41,534,271.99	12.31%	12.31%				

--	--	--	--	--	--	--	--	--	--

43,316,
000.00

	170,000,000.00	28,467,502.95	18,524,857.50	31,421,724.59		15,570,635.86	27.64%	27.64%					
B31784</D 259>> BDC 1501904	19,500,000.00	10,302,085.74	5,169,131.07	34,136.21	en-010	15,471,000.00	79.34%	79.34%	BDC 475.06	408.77	31.634	69.984	re f* EMC
	34,869,264.82	14,608,519.84	487,594.26			15,096,114.10	43.29%	43.29%					

3

4

23

24

25

26

1

1.	149,056,512.79	3,493,655.87	7,355,626.00	6,871,020.11	30,242,500.00	600,654,795.11	3,113,545.80	800,787,655.68
2.	65,778,341.31	14,000,000.00	443,840.00	1,165,685.78		49,432,436.36	187,872.00	131,008,175.45
1	65,778,341.31	8,000,000.00	443,840.00	1,165,685.78		49,432,436.36	187,872.00	125,008,175.45
2								
3								

4.	210,893,577.41	17,493,655.87	7,799,466.00	7,302,185.20	30,242,500.00	650,087,231.47	3,301,417.80	927,120,033.75
1.	6,853,428.30	3,308,656.70	858,164.76	1,331,244.23	8,064,666.56	21,067,099.68	-	41,483,260.23
2.	3,653,909.23	1,469,365.58	544,684.52	1,121,827.80	3,024,249.96	23,396,742.72		33,210,779.81
1	3,653,909.23	1,469,365.58	544,684.52	1,121,827.80	3,024,249.96	23,396,742.72		33,210,779.81
2								
3.	342,606.50			552,111.06				894,717.56
1				552,111.06				552,111.06
2	342,606.50							342,606.50
4.	10,164,731.03	4,778,022.28	1,402,849.28	1,900,960.97	11,088,916.52	44,463,842.40		73,799,322.48
1.								
2.								
1								
3.								
1								
4.								
1.	200,728,846.38	12,715,633.59	6,396,616.72	5,401,224.23	19,153,583.48	605,623,389.07	3,301,417.80	853,320,711.27
2.	142,203,084.49	184,999.17	6,497,461.24	5,539,775.88	22,177,833.44	579,587,695.43	3,113,545.80	759,304,395.45

2

27

--	--	--	--	--	--	--	--

160KW	2,679,322.16	582,748.61				3,262,070.77
		22,861,300.25			22,861,300.25	
		15,456,147.45			15,456,147.45	
		7,369,923.32			7,369,923.32	
		6,402,975.14			6,402,975.14	
		5,151,712.71			5,151,712.71	
MCO		4,400,654.60			4,400,654.60	
		4,191,212.36			4,191,212.36	
		4,153,163.68			4,153,163.68	
		4,132,248.36			4,132,248.36	
/		4,081,583.77			4,081,583.77	
		4,008,852.17			4,008,852.17	
		3,642,011.40			3,642,011.40	
		3,320,422.07			3,320,422.07	
-		3,188,815.48			3,188,815.48	
		2,869,019.92			2,869,019.92	
		2,792,733.67			2,792,733.67	
		2,485,632.96			2,485,632.96	
		2,441,455.68			2,441,455.68	
		2,390,886.88			2,390,886.88	
		2,357,650.48			2,357,650.48	
		2,292,240.75			2,292,240.75	
		2,272,069.96			2,272,069.96	
		2,246,429.12			2,246,429.12	

		2,235,530.06			2,235,530.06	
		2,000,314.86			2,000,314.86	
		44,844,747.39			44,844,747.39	
	2,679,322.16	164,172,483.10			163,589,734.49	3,262,070.77

2018 7 24

160KW

2018 8

28

1

2017 3 31
7,336,461.37

2019 12 31

RemedX Remediation Service Inc.
39,192,110.28

2

1

8Ä

--	--

39,192, 110.28			5 5 28
			5 5 11%-109% 0% 5 10% 2% 0%
			WACC Duff&Phelps() 14% 22.8% 25%

29

	7,778,901.23	484,231.43	1,895,036.51	6,368,096.15
	73,435.86	28,000.00	94,435.83	7,000.03
	1,264,327.57	2,711,377.49	444,953.62	3,530,751.44
	9,116,664.66	3,223,608.92	2,434,425.96	9,905,847.62

30

/

1

	260,081,333.65	39,314,408.20	207,453,204.15	32,122,218.70
	48,344,205.16	8,493,777.63	30,135,787.53	6,617,629.16
	55,259,715.74	12,572,630.33	44,008,452.27	10,829,083.08
	10,233,010.05	1,539,961.23	22,276,636.82	3,347,574.21
	93,569,905.28			

	18,707,516.82	24,720,439.39
	55,262,208.26	38,945,808.53
	73,969,725.08	63,666,247.92

5

2020年12月31日(0745)3

2020	129,618.63	129,618.63	
2021	1,905,762.02	1,905,762.02	
2022	3,917,089.40	10,562,991.94	
2023	24,017,284.90	26,347,435.94	
2024			

33

	3,098,600.00	378,300.00
	3,098,600.00	378,300.00
	3,098,600.00	378,300.00

34

35

	241,625,391.15	16,000,000.00
	655,551,616.38	254,850,896.38
	897,177,007.53	270,850,896.38

36

1

	364,184,976.49	324,853,415.94
	1,181,747,599.38	808,067,000.94
	88,507,685.98	35,698,945.41
	1,634,440,261.85	1,168,619,362.29

2

1

37

1

	222,062,646.14	148,361,995.86
	747,804.28	16,276.87
	222,810,450.42	148,378,272.73

2 1

3

	332,896,442.35
	175,557,945.34
	509,202,191.97
	-747,804.28

38

39

1

	49,446,993.92	353,824,229.25	351,867,778.18	51,403,444.99
	506,380.56	22,325,966.24	22,442,473.90	389,872.90
	49,953,374.48	376,150,195.49	374,310,252.08	51,793,317.89

2

1	48,602,707.77	326,726,178.63	324,671,250.69	50,657,635.71

2		4,716,054.98	4,716,054.98	
3	190,860.94	10,850,909.36	10,867,584.44	174,185.86
	173,154.76	8,826,027.49	8,844,140.25	155,042.00
	9,414.26	724,456.91	722,484.25	11,386.92
	8,291.92	1,300,424.96	1,300,959.94	7,756.94
4	642,605.40	10,053,291.50	10,148,223.50	547,673.40
5	10,819.81	1,477,794.78	1,464,664.57	23,950.02
6				
7				

1

	2,243,414.25	1,222,108.76
	1,289,175.90	860,000.00
	1,890,703.56	1,261,340.37
	5,423,293.71	3,343,449.13

2

3

1

	38,263,045.99	3,648,084.10
	46,249,842.63	19,120,900.80
	11,205,334.05	5,000,000.00
	5,619,614.19	2,815,513.36
	101,337,836.86	30,584,498.26

2 1

42

43

	642,823,400.00	240,690,000.00
	45,799,854.45	24,313,364.40
	688,623,254.45	265,003,364.40

+ 1 5,945.00 + 3,600.00 18,554.34 + + 26,476.00 9,707.00

44

	99,000,000.00	20,000,000.00
	99,000,000.00	20,000,000.00

45

1

	408,000,000.00	344,000,000.00
	207,850,000.00	272,710,000.00
+ +	283,414,903.50	275,750,000.00
+	439,843,400.00	211,570,000.00
+	103,350,000.00	25,000,000.00
	1,442,458,303.50	1,129,030,000.00

4.75%-6.175%

46

1

	329,542,279.53	304,011,623.61
	329,542,279.53	304,011,623.61

2

--	--	--	--	--	--	--	--	--	--	--	--

430,000 2018-
,000.00

2

49

50

	10,756,095.90	11,957,697.25	
	9,111,792.93	11,185,783.08	
	62,973,654.76	63,774,500.00	
		10,875,423.47	
	82,841,543.59	97,793,403.80	--

51

	155,082,228.31	57,111,265.33	7,777,755.03	204,415,738.61	
	155,082,228.31	57,111,265.33	7,777,755.03	204,415,738.61	--

2014	14,333,333.33			500,000.00			13,833,333.33	
2017	11,000,000.00						11,000,000.00	
	9,100,000.00						9,100,000.00	
	8,400,000.00	3,653,323.00					12,053,323.00	
	7,000,000.00	1,750,000.00					8,750,000.00	

2018

3,120,000.00

	994,444.44			33,333.36			961,111.08	
2014	977,272.72			34,090.92			943,181.80	
	800,000.00						800,000.00	
	800,000.00						800,000.00	
2012	764,444.46			26,666.64			737,777.82	
	752,000.00	630,000.00					1,382,000.00	
	700,000.00			700,000.00				
	625,000.00							

600,000.00 600,000.00

		00					00	
	288,000.00	270,000.00					558,000.00	
EP + SCR	250,000.00			250,000.00				
VOCs	250,000.00						250,000.00	
	250,000.00						250,000.00	
2017	200,000.00						200,000.00	
	200,000.00						200,000.00	
	150,000.00			150,000.00				

	50,000.00						50,000.00	
	50,000.00						50,000.00	
	50,000.00						50,000.00	
2017	30,000.00			30,000.00				
	25,000.00						25,000.00	
2018	20,000.00			20,000.00				
		400,000.00					400,000.00	
		500,000.00					500,000.00	
		355,592.00					355,592.00	
		1,000,000.00					1,000,000.00	
		600,000.00					600,000.00	
		48,000.00					48,000.00	
Khin Cho Aye () 2019		200,000.00					200,000.00	
R2019 01 87		100,000.00					100,000.00	
2018		1,500,00					1,500,00	

				0.00	
				500,000.00	
				200,000.00	
				1,050,000.00	
				100,000.00	
				909,090.91	
				500,000.00	
				3,435,000.00	
				7,500,000.00	
				5,000,000.00	

1					[2017]606		
			3,200.00		2017	2,256.00	2018
	500.00	444	2019				
	2018						
2					[2014]129		
2014		1,500	2014		750	2017	750
					2017		
3						2014	
	300.00	2015	2018	150.00		300.00	R2015-01-07
					2019		
4	2017		33				
			100.00	2017			
			2019				
5					2016		
100.00	2017						2018
6						[2014]183	2014
			100.00	2014			
			2018				
7					[2012]198	2012	
	80.00	2012					
	2017						
8					2014-2015		
		70.00	2015				
	2019						
10						2015	
					50.00	2019	
11					2016		
	-		EP +	SCR			
25.00		2019					
12					2015		
30.00	2016						
2019							

13		2017	
	-		14.00 2019
14		2016	
	-	10.00	2018

52

PPP	82,503,900.00	82,503,900.00
	60,630,000.00	20,000,000.00
	44,292,200.00	
	35,000,000.00	
	222,426,100.00	102,503,900.00

2019 12 31
 44,292,200.00 1
 2019 10
 3500
 20.79%

35,000,000.00

53

		+				
	355,815,284.00			19,966.00	19,966.00	355,835,250.00

19,966 1
 2019 1 11
 2019 1 11 2024 7 5 2,747
 19,966 355,815,284 355,835,250

54

1

	2018 7 5	4.30		2024 7 5		2019
1 11		A		14.30 /		
		2019 4 8	2019			
	2019 4 9			12.45 /	2	
		2019 7 11	2018			
12.38 /		2019 7 11				
	2019					2019

150,000 2 263,380.74 3

42,668.77 4

8,000,000.00

56

57

	-56,136.78	936,318.75				936,318.75	880,181.97	
	-56,136.78	936,318.75				936,318.75	880,181.97	
	-56,136.78	936,318.75				936,318.75	880,181.97	

58

59

	52,915,654.56	23,283,622.75	76,199,277.31

	52,915,654.56	23,283,622.75		76,199,277.31

10%

60

	527,545,029.95	328,271,147.61
+ -		
	527,545,029.95	328,271,147.61
	282,444,334.14	234,790,184.59
	23,283,622.75	20,572,070.53
	24,195,253.98	14,944,231.72
	762,510,487.36	527,545,029.95

1				0
2		0		
3			0	
4				-472,860.93
5		0		

61

--	--	--

	11,884.33	34,160.57
	2,661,826.75	1,825,955.15
	1,398,268.94	798,929.73
	31,917.24	29,229.82
	2,889,290.16	3,877,632.94
	1,044,742.67	1,515,824.49
	17,516,847.78	26,238,286.02

63

	27,261,411.73	23,697,090.74
	1,428,937.76	1,073,934.96
	12,728,799.46	8,349,229.45
	12,468,966.44	8,832,051.25
	2,626,694.12	2,542,593.81
	5,415,119.63	5,307,575.26
	3,772,802.09	4,867,155.29
	65,702,731.23	54,669,630.76

64

	80,740,055.35	65,872,927.64
	11,316,967.56	13,160,133.80
	14,053,974.22	11,943,311.70
	6,862,478.52	4,487,764.72
	8,925,212.42	4,567,071.71
	4,946,962.78	5,814,983.64
	14,610,509.88	8,955,594.58
	8,396,116.96	5,477,505.02
		1,629,600.00
	8,321,154.05	7,374,740.68
	9,737,698.78	9,301,734.64
	167,911,130.52	138,585,368.13

65

	53,440,260.85	43,831,231.30

(89,719,658.10	32,121,875.54
	9,488,707.91	4,182,431.39

018		250,000.00	
+		250,000.00	
		230,676.00	
		200,000.00	
		200,000.00	
		200,000.00	
		180,000.00	
		155,592.00	
		155,592.00	
		150,000.00	
		150,000.00	
		134,669.78	
		131,015.00	
		100,000.00	
		100,000.00	
		86,093.50	
		80,000.00	
		80,000.00	
		66,666.64	66,666.65
		63,000.00	
		50,000.00	
		34,090.92	22,727.28
		33,333.36	5,555.56
		30,000.00	
		29,239.87	258,881.20
		27,000.00	
		26,666.64	26,666.65
		26,631.00	
()		20,000.00	
		20,000.00	
2018		14,237.29	
		6,000.00	
		2,000.00	
		2,000.00	

		985,000.00
2015	-	800,000.00
	-2017	750,000.00
2015		600,000.00
		590,000.00
2017		545,829.28
		483,333.33
2016		460,000.00
		400,000.00
	2017	390,000.00
		382,000.00
		355,992.00

	27,138,911.53	14,551,137.57

68

	479,931.50	1,597,931.91
	9,831,770.71	
	1,200,303.33	
	-2,886,840.00	
	-899,600.00	-4,137,900.00
	7,725,565.54	-2,539,968.09
		2,886,840.00
-	899,600.00	

69

70

	-2,720,300.00	-378,300.00
	-2,720,300.00	-378,300.00

71

	-5,206,999.96	

72

73

	-760,186.43	164.57

74

	2,204,030.00	2,429,200.00	2,204,030.00
	13,000.00		13,000.00
	957.49		

				/
2017		200,000.00		
2018		700,000.00		
		100,000.00		
2019		10,000.00		
		300,000.00		
		36,765.00		
		50,000.00		
		2,765.00		
		100,000.00		
		20,000.00		
		40,000.00		
		2,000.00	5,000.00	
	-	30,000.00		
	-	100,000.00		
	-	50,000.00		
-2018		255,000.00		
-	5000 25			
	-	2,500.00		
		50,000.00		

-2018			
2018	-	71,200.00	
2018		140,000.00	
2017		100,000.00	
1161 2017		50,000.00	
2018		250,000.00	
250,000.00			
2017		3,000.00	
		500,000.00	
		200,000.00	
	2,204,030.00	2,429,200.00	--

75

	1,072,088.00	13,010,190.56	1,072,088.00
	2,293,223.46	46,018.16	2,293,223.46
	4,850,776.65	478,021.80	4,850,776.65
	8,216,088.11	13,534,230.52	8,216,088.11

76

1

	45,362,383.28	66,897,929.56
	-6,325,050.28	-32,467,950.64
	39,037,333.00	34,429,978.92

2

	317,375,383.80
/	79,343,845.95
	-32,727,311.73
	1,946,745.04

	-645,794.62
	7,227,320.36

	12,000,000.00	
	2,629,694.12	2,497,123.06
	71,473,877.68	53,007,629.97
	797,767,805.61	384,580,919.75

3

		1,301.00
		1,301.00

4

	5,200,000.00	
	2,000,000.00	
	899,600.00	4,137,900.00
	8,099,600.00	4,137,900.00

5

	27,640,000.00	
	185,630,000.00	20,000,000.00
	59,500,000.00	70,000,000.00
	272,770,000.00	90,000,000.00

6

		5,400,000.00
	135,266,141.14	
	41,504,719.78	
		2,103,024.75
		2,800,000.00
		9,106,603.76
	31,000,000.00	156,000,000.00

	207,770,860.92	175,409,628.51
--	----------------	----------------

79

1

1	--	--
	278,338,050.80	231,027,533.96
	60,408,551.30	100,093,588.39
	39,894,250.21	25,587,897.62
	31,911,668.57	20,529,909.53
	1,776,611.85	1,204,240.03
	760,186.43	-164.57
	2,293,223.46	46,018.16
	2,720,300.00	378,300.00
	172,277,824.52	98,172,315.76
	-10,612,405.54	2,539,968.09
	-6,588,838.79	-32,090,152.54
	263,788.51	-377,798.10
	-96,316,127.29	-29,570,645.21
	-1,805,447,873.66	-1,913,261,836.59
	1,433,147,502.52	1,453,189,466.41
	104,826,712.89	-42,531,359.06
2		--
3		--
	620,959,949.29	484,659,588.24
	484,659,588.24	325,312,385.42
	136,300,361.05	159,347,202.82

2

	--
	--
	--

3

	21,000,000.00

4

	620,959,949.29	484,659,588.24
	9,891.64	9,131.54
	620,950,057.65	484,650,456.70
	620,959,949.29	484,659,588.24

80

81

	597,877,050.41	
	348,551,216.72	
	281,360,756.48	
	791,116,660.65	
	416,230,053.79	
	80,994,350.40	
	2,516,130,088.45	--

82

1

	--	--	1,658,764.08
	28,718.76	6.9762	200,347.81
	273,004.30	5.3421	1,458,416.27
	--	--	4,007,575.07
	142,274.93	6.9762	992,538.38
	564,391.66	5.3421	3,015,036.69
	--	--	
			2,533,885.87
	474,323.93	5.3421	2,533,885.87
			1,169,633.24

218,946.34

			787,833.57
	147,476.38	5.3421	787,833.57
			213,658,112.45
	19,984,000.00	6.9762	139,412,380.80
	13,898,229.47	5.3421	74,245,731.65

2

RemedX Remediation Service Inc.	Calgary			
Bosco Envirotech Canada Limited.	British Columbia			

83

1

1,950.00

2

				=	-					=
		-3,098,600.00	-3,098,600.00				-3,098,600.00		-3,098,600.00	
		-899,600.00	-899,600.00				-521,300.00		-899,600.00	
		<u>-3,998,200.00</u>	<u>-3,998,200.00</u>				<u>-3,619,900.00</u>		<u>-3,998,200.00</u>	<u>0</u>

84

1

		18,747,573.97	

2019	7,500,000.00		
2018	5,178,300.00		5,178,300.00
2018	5,000,000.00		
PPP	4,000,000.00		
	3,653,323.00		
	3,443,740.00		
	3,435,000.00		
2018	2,260,300.00		2,260,300.00
	2,190,633.57		2,190,633.57
2019 6 Z 2070 2019	2,000,000.00		
	1,750,000.00		
	1,560,000.00		1,560,000.00
2018	1,500,000.00		
PPP	1,200,000.00		
	1,050,000.00		
2019	1,000,000.00		1,000,000.00
	1,000,000.00		1,000,000.00
	1,000,000.00		
2019	1,000,000.00		1,000,000.00
	909,090.91		
	806,912.91		806,912.91
2018	700,000.00		700,000.00
	630,000.00		
	600,000.00		
- - -	600,000.00		
	518,900.00		518,900.00
	500,000.00		

	355,592.00		
2019	350,000.00		350,000.00
	329,900.00		329,900.00
2018	324,800.00		324,800.00
	300,000.00		300,000.00
	283,894.37		283,894.37

	50,000.00		50,000.00
-	50,000.00		50,000.00
	50,000.00		50,000.00
	50,000.00		50,000.00
	48,000.00		
	40,000.00		
-	30,000.00		30,000.00
	29,239.87		29,239.87
19	27,000.00		27,000.00
2019	26,631.00		26,631.00
()	20,000.00		20,000.00

/

2

1

	70%	4	2019 3 31		1,060,344.84	-209,062.99	1,068,965. 56	-472,860 .93

2

	8,150,000.00
--	8,150,000.00
--	
--	
--	
--	

3

	873.08	972,354.70
	77,070.33	80,166.58
	1,953,162.34	1,622,199.06
	1,823,324.21	1,852,851.84
	3,119,058.90	2,679,322.16
	789,192.60	585,106.87
	206,387.46	548,149.98
	277,828.32	261,479.25
	291,599.82	221,912.15

	518,263.10	508,713.86
	686,775.84	777,000.00
	15,382.04	10,689.66
	7,318,076.08	7,527,139.07
	7,318,076.08	7,527,139.07

3

4

--	--	--	--	--	--	--	--

5

1

1

2019 3 50.00 2019 3 22
2019 3

2

2019 2 1,250.00
1,000.00 80% 250.00
20% 2019 2 20 2019 2

3

2019 3 1,000.00
600.00 60.00%
300.00 30% 100.00 10.00%
2019 3 27 2019 3

4

2019 5 500.00 2019 5 24
2019 5

5

2019 11 1,310.00
1,048.00 80.00%
262.00 20% 2019 11 7 2019 11

6

2019 12 19 100%
100 2020 1 13 2019 12

2

2 2019 6 2019 6
2019 9 2019 9

6

1

1

				100%		
				100%		
				93.33%		
				80%		
				100%		
				82.61%		
				100%		
				100%		
				98.26%		
				80%		
				100%		
				100%		

				80%		
				100%		
				100%		
				100%		
				80%		
				100%		
Bosco Envirotech Canada limited.		British Columbia		100%		
				60%		
				55.45%		
				95%		
				100%		
				90%		
				51%		

				80%		
				99%		
				99.999995 8%		
				95%		
				100%		
				100%		
PT.BOSSCO ENVIRONMENTAL PROTECTION TECHNOLOGY INDONESIA				100%		
			;	100%		
				55%		
				69%	1%	
				88%		
				100%		

				80.12%		
				100%		
				100%		
			PPP	90%		
			PPP	83.57%		
				100%		

				80%		
				100%		
				60%	10%	
				100%		
				70%		
				80%		
BOSSCO-INDIA ENVIRO-TECH PRIVATE LIMITED		CHENNAI		100%		

2

	6.67%	-1,259,601.09		18,125,596.05
	17.39%	1,739,481.13		5,779,855.23
	20.00%	-1,028,130.03		11,019,674.41

	49.00%	-43,799.38		52,175,464.62
	44.55%	-		

	103,395,738.21	10,002,766.71	10,002,766.71	-20,567,171.29	77,214,799.03	4,211,183.41	4,211,183.41	2,464,772.18
	19,574,067.38	-5,140,650.13	-5,140,650.13	16,678,526.67	12,355,258.15	-11,188,213.13	-11,188,213.13	7,559,136.57
	50,458.41	-161,383.14	-161,383.14	5,742,606.82	2,970,219.43	-103,620.85	-103,620.85	-76,519.22
	131,181.31	-3,023,142.13	-3,023,142.13	11,527,207.09	-	-1,709,624.20	-1,709,624.20	-13,277,341.53
	5,230,164.10	-4,104,995.79	-4,104,995.79	-8,408,799.06				

4

5

2

1

2019 3 5

49.00%

1,357.00 2019 3 8

2

	13,570,000.00
	13,570,000.00

	13,527,331.23
	42,668.77
	42,668.77

3

1

				25%		
				18%	1%	
				23%		
				49%		

2

3

	/				/		
	20,196,79 5.32	444,700,056.5 8	156,137,46 4.57	7,005,759.93	30,425,85 6.31	514,973,686.32	552,886,0 44.11
	3,997,106. 30	1,387,081,266 .88	349,789,23 0.28	305,067.20	4,184,079. 92	330,856,043.54	307,407,8 39.10
	24,193,90 1.62	1,831,781,323 .46	505,926,69 4.85	7,310,827.13	34,609,93 6.23	845,829,729.86	860,293,8 83.21
	14,500,12 3.70	143,347,411.9 0	13,720,843 .86	112,816.26	1,079,408. 40	7,829,729.86	2,568,525. 92
		850,437,500.0	190,709,47				188,110,0

		4	2.82				00.00
	14,500,123.70	993,784,911.94	204,430,316.68	112,816.26	1,079,408.40	7,829,729.86	190,678,525.92
	9,693,777.92	837,996,411.52	301,496,378.17	7,198,010.87	33,530,527.83	838,000,000.00	669,615,357.29
	2,423,444.48	159,219,318.19	71,287,541.29	3,527,025.33	8,382,631.97	159,220,000.00	154,011,532.18
--							
--							
--							
	2,423,444.48	159,219,318.19	71,287,541.29	3,527,025.33	8,382,631.97	159,220,000.00	154,011,532.18
	13,393,769.67				6,910,055.86		
	163,250.09	-3,588.48	2,772,924.37	-470,310.87	305,598.90		6,615,357.29
	163,250.09	-3,588.48	2,772,924.37	-470,310.87	305,598.90		6,615,357.29

4

5

6

7

8

4

5

6

1

1

	1,218,836,999.70			1,218,836,999.70
			9,491,937.92	9,491,937.92
	2,037,865,050.83			2,037,865,050.83
	95,796,197.99			95,796,197.99
	6,262,389.43			6,262,389.43
	146,215,851.33			146,215,851.33

	733,145,386.78			733,145,386.78

		30,000,000.00		30,000,000.00
			6,126,196.16	6,126,196.16
	1,706,696,302.47			1,706,696,302.47
	108,729,561.46			108,729,561.46
	13,978,676.72			13,978,676.72
	81,606,718.97			81,606,718.97

2

		1,031,261,525.98	1,031,261,525.98
	3,098,600.00		3,098,600.00
		897,177,007.53	897,177,007.53
		1,634,440,261.85	1,634,440,261.85
		106,761,130.57	106,761,130.57

		20,000,000.00 20,000,000.00
		1,129,030,000.00 1,129,030,000.00
		304,011,623.61 304,011,623.61
		43,294,676.97 43,294,676.97
		102,503,900.00 102,503,900.00

2

			1	1 3	3
	1,218,836,999.70	1,218,836,999.70			
	2,037,865,050.83	2,037,865,050.83			
	9,491,937.92	9,491,937.92			
	95,796,197.99	95,796,197.99			

			1	1 3	3
	733,145,386.78	733,145,386.78			
	1,706,696,302.47	1,706,696,302.47			

			1	1 3	3
	6,126,196.16	6,126,196.16			
	108,729,561.46	108,729,561.46			

3

	1	1-2	2-3	3	
	1,031,261,525.98				1,031,261,525.98
	3,098,600.00				3,098,600.00
	897,177,007.53				897,177,007.53
	1,197,540,146.90	287,078,689.69	87,880,455.15	61,940,970.11	1,634,440,261.85
	90,839,371.23	14,548,354.81	1,169,185.00	204,219.53	106,761,130.57
	688,623,254.45				688,623,254.45
	99,000,000.00				99,000,000.00
		319,358,400.00	126,855,000.00	996,244,903.50	1,442,458,303.50
	329,542,279.53				329,542,279.53
		35,955,309.03	15,029,238.95		50,984,547.98
	119,922,200.00	20,000,000.00	82,503,900.00		222,426,100.00

	1	1-2	2-3	3	
	832,476,137.52				832,476,137.52
	378,300.00				378,300.00
	270,850,896.38				270,850,896.38
	893,380,281.90	164,819,244.03	91,426,143.54	18,993,692.82	1,168,619,362.29
	32,265,517.78	1,455,126.82	195,719.53	11,583.26	33,927,947.39
	265,003,364.40				265,003,364.40

	1	1-2	2-3	3	
	20,000,000.00				20,000,000.00
		141,170,000.00	50,820,000.00	937,040,000.00	1,129,030,000.00
	304,011,623.61				304,011,623.61
		26,764,194.61	16,530,482.36		43,294,676.97
	20,000,000.00	82,503,900.00			102,503,900.00

4

1

2019

1,950


	[] / ()	/ / ()	/
[]	5%	-17,651.15/-15,003.48	-15,003.48
[]	5%	-3,545,814.28/-3,013,942.14	-3,013,942.14
[]	-5%	17,651.15/15,003.48	15,003.48
[]	-5%	3,545,814.28/ 3,013,942.14	3,013,942.14

	[] / ()	/ / ()	/
[]	5%	-4,188,074.66/ -3,559,863.46	-3,559,863.46
[]	5%	1,857,834.39/1,579,159.23	1,579,159.23
[]	-5%	4,188,074.66/3,559,863.46	3,559,863.46
[]	-5%	-1,857,834.39/- 1,579,159.23	-1,579,159.23

5

	2,991,304,584.19	1,489,813,366.00
	1,997,133,695.67	1,726,857,359.09
	4,988,438,279.86	3,216,670,725.09
	59.96%	46.32%

1



	--	--	--	--

2

3

4

\ \

5

6

7

8

2019 12 31

9

1

2

1

3

3

4

1

80%

4

2

80%

99%

3

80%

90%

4

5

1

/

/

		32,493,667.05	54,500,677.36
		823,130.39	30,533,268.93
		33,316,797.44	85,033,946.29

2

/

/

3

4

Bosco Envirotech Canada Limited	8,421.77	2017/3/23	2020/4/6	
	14,385.00	2016/3/24	2029/3/25	
	5,240.00	2017/3/22	2039/3/29	
	5,041.00	2017/3/22	2039/6/26	
	3,576.00	2017/12/27	2039/12/27	
	4,140.00	2017/12/7	2034/12/6	
	14,000.00	2019/1/12	2036/1/17	
	10,000.00	2019/3/28	2036/12/20	
	5,000.00	2019/7/15	2041/7/14	

1,856.49 2019/11/28 2027/12/25

	400.00	2019/9/29	2020/3/27	
	1,000.00	2018/11/7	2022/3/20	
	1,000.00	2019/4/12	2022/4/23	
	2,019.23	2018/1/1	2022/6/3	
	7,667.22	2019/8/1	2022/12/10	
	2,965.50	2019/11/25	2023/12/24	
	3,788.19	2019/5/15	2022/9/24	
	1,956.02	2019/9/29	2022/5/15	
	5,622.50	2018/10/10	2023/4/2	
	6,898.68	2018/3/21	2037/2/25	
	5,100.00	2019/8/21	2036/9/2	

	10,400.00	2018/10/17	2022/10/22	
	5,100.00	2017/5/24	2022/10/20	
	5,800.00	2019/10/28	2023/11/27	
	5,000.00	2018/1/8	2022/1/16	
	14,800.00	2019/1/30	2023/2/18	
	5,000.00	2019/3/14	2022/3/28	
	2,500.00	2017/11/10	2022/12/30	
	22,780.00	2019/4/25	2025/11/10	
	990.00	2017/12/4	2023/1/11	
	14,000.00	2018/9/20	2022/3/25	
	17,803.58	2019/7/20	2022/11/29	
	3,000.00	2019/1/17	2022/1/23	

	560.00	2017/12/7	2022/3/27	
	500.00	2019/11/11	2023/11/11	
	10,000.00	2019/3/18	2022/12/26	
	2,330.00	2019/1/15	2022/1/14	
	1,800.00	2019/2/20	2022/2/19	
	1,630.00	2019/9/16	2022/9/15	
	1,529.60	2019/9/18	2022/9/17	
	3,640.00	2019/10/18	2022/10/17	
	1,354.08	2019/10/18	2022/10/17	
	471.00	2016/12/30	2022/1/5	
	6,000.00	2017/12/26	2022/1/2	
	16,769.56	2018/7/6	2023/2/28	
	19,522.28	2019/4/24	2023/7/10	
	6,704.31	2019/8/13	2023/12/17	
	27.18	2018/3/7	2023/9/8	
	13,600.00	2018/9/13	2020/12/4	
	22,814.26	2017/4/6	2023/10/17	

5

	40,000,000.00	2019-3-7	2020-8-22	1.6
	30,000,000.00	2019-3-22	2020-8-22	
	40,000,000.00	2019-11-1	2020-8-22	
				12

6

7

	5,216,603.04	4,275,053.82

8

2019 3 15

70%

815

6

1

		52,652,809.63	3,494,376.11	38,371,606.81	1,918,580.34
		54,912.38	4,050.76		
		52,707,722.01	3,498,426.87	38,371,606.81	1,918,580.34

2

		7,498,192.00	-
		99,000,000.00	20,000,000.00
		220,194.33	62,633.34
		3,295,334.05	
		110,013,720.38	20,062,633.34

7

8

1

		129 750 000.00
		0
		0
	2019	11.69
		48

2019 4 15

	36	48	30%
--	----	----	-----

7

2019-2021

	2018	2019
	40%	
	2018	2020
	80%	
	2018	2021
	130%	

2

	BS

11

22

3

4

5

1

1

	40,927.99
	<u>40,927.99</u>

2

	4,429.22
	<u>4,429.22</u>

2

1

2

3

1

1 A
 2020 2 24
 [2020]302 7,000
 12

2
 2020 1

2019

2020

3 PPP
 2020 4 28

PPP

98.26%
 2019

2

	35,583,525.00
	35,583,525.00

2020 4 28 2019 12
 31 355,835,250 10 1
 2019

3

4

1

	48,000.00		3,600.00		44,400.00	
			5,350.00		600.00	4,750.00
2019			1,924.37		4.750%	
5				PPP		
5,100.00	2019		77.53		5.39%	
6				PPP		
6,898.68	2019		334.65		5.88%	
7				PPP		
		1,400.00				6,063.00 2019
		852.21		4.999%		
8				PPP		
	5,000.00	2019		99.08		4.545%
2						
			3,445,228.27			
3						
1						

			72,532,528.74	3,989,464.40	72,532,528.74	191,405.29
			15,298,636.36	3,875,428.67		
			52,208,651.91	482,965.86		
			<u>140,039,817.01</u>	<u>8,347,858.93</u>	<u>72,532,528.74</u>	<u>191,405.29</u>
	2019	12	31		10,262,713.15	
	1,367,736.75					

1		1			52,608,037.12
1	2		2		38,620,673.70
2	3		3		15,453,974.65

106,682,685.47

2

1	1		2,790,040.31
1	2	2	1,564,613.88
2	3	3	1,341,295.73
3-4	4		779,177.50
4-5	5		556,292.82
5			1,413,915.18

	2,608,102,270.07	99.71%	238,199,085.75	9.13%	2,369,903,184.32	1,911,906,827.19	99.44%	179,217,422.88	9.37%	1,732,689,404.31
	2,608,102,270.07	99.71%	238,199,085.75	9.13%	2,369,903,184.32	1,911,906,827.19	99.44%	179,217,422.88	9.37%	1,732,689,404.31
	2,615,812,954.99	100.00%	245,909,770.67		2,369,903,184.32	1,922,649,327.19	100.00%	189,959,922.88		1,732,689,404.31

	4,090,000.00	4,090,000.00	100.00%
	2,696,500.00	2,696,500.00	100.00%
	420,000.00	420,000.00	100.00%
	151,000.00	151,000.00	100.00%
	148,240.00	148,240.00	100.00%
	118,362.42	118,362.42	100.00%
	76,000.00	76,000.00	100.00%
	10,582.50	10,582.50	100.00%
	7,710,684.92	7,710,684.92	--

1	1	1,650,478,829.95	82,523,941.50
1-2	2	668,961,892.87	66,896,189.29
2-3	3	227,239,145.52	45,447,829.10
3-4	4	28,972,424.18	14,486,212.09
4-5	5	18,025,318.92	14,420,255.14
5		14,424,658.63	14,424,658.63
		2,608,102,270.07	238,199,085.75

1	2	673,051,892.87
2	3	227,239,145.52
3		65,043,086.65
3	4	31,988,424.18
4	5	18,025,318.92
5		15,029,343.55
		2,615,812,954.99

2

	10,742,500.00	4,518,184.92	120,000.00	7,430,000.00	7,710,684.92
	179,217,422.88	62,635,359.80		3,653,696.93	238,199,085.75
	189,959,922.88	67,153,544.72	120,000.00	11,083,696.93	245,909,770.67

3

	11,083,696.93

		4,250,000.00			
		3,180,000.00			
		1,953,152.93			
		1,414,250.00			
		151,450.00			
		134,844.00			
	--	11,083,696.93	--	--	--

4

42,610,858.84 530,468,366.19 20.28%

5

EPC	28,703,800.00	1,033,336.80
	28,687,700.00	1,032,757.20
	12,841,200.00	462,283.20
	9,957,300.00	358,462.80
	80,190,000.00	2,886,840.00

2019 12

8,019.00

6

	353,585,861.46	198,354,949.75
	4,068,000.00	4,518,000.00
	1,010,425.93	853,468.96
	429,543,440.80	281,607,418.61

2

	12	()	()	
2019 1 1	5,935,462.82	23,629,168.76		29,564,631.58
2019 1 1				
--				

	29,564,631.58	29,059,892.42				58,624,524.00
	29,564,631.58	29,059,892.42				58,624,524.00

4

5

		64,993,900.00	1	15.13%	26,144,695.00
		50,220,004.37	2	11.69%	6,375,053.80
		48,608,853.52	1	11.32%	2,430,442.68
		45,500,000.00	1	10.59%	2,275,000.00
		28,552,105.31	3	6.65%	2,155,964.38
	--	237,874,863.20	--	55.38%	39,381,155.86

1 1 493,900.00 1-2 2,800,000.00 2-3 16,700,000.00 3-4 45,000,000.00
 2 1 14,903,415.07 1-2 14,334,348.10 2-3 20,982,241.20
 3 1 17,313,536.62 1-2 9,574,261.90 2-3 1,664,306.79

6

7

8

3

	2,167,371,767.78		2,167,371,767.78	2,259,092,074.17	2,259,092,074.17

	272,369,529.29		272,369,529.29	313,234,164.15		313,234,164.15
	2,439,741,297.07		2,439,741,297.07	2,572,326,238.32		2,572,326,238.32

1

	()					()	
	100,680,000.00					100,680,000.00	
	5,000,000.00					5,000,000.00	
	48,000,000.00					48,000,000.00	
	280,000,000.00					280,000,000.00	
	20,000,000.00					20,000,000.00	
	33,242,500.00					33,242,500.00	
	226,000,000.00					226,000,000.00	
	10,300,000.00		300,000.00			10,000,000.00	
	30,000,000.00					30,000,000.00	
	63,224,600.00					63,224,600.00	
	2,000,000.00					2,000,000.00	
	10,000,000.00		10,000,000.00			0.00	
	34,000,000.00					34,000,000.00	
	24,000,000.00					24,000,000.00	

						30,000,000.00	
						50,000,000.00	
						50,000,000.00	
						10,395,800.00	
			20,000,000.00			0.00	
Bosco Envirotech Canada Limited.		34,061,617.52				34,061,622.70	
						4,184,400.00	
						93,330,000.00	
						22,800,000.00	
						5,000,000.00	
						81,000,000.00	
						140,256,700.00	
						49,760,000.00	
	68,664,400.00					68,664,400.00	

51,000,000.00

51,000,000.00

	20,000,000.00					20,000,000.00	
	20,000,000.00					20,000,000.00	
	54,440,600.00					54,440,600.00	
	29,160,000.00					29,160,000.00	

49,927,100.00

	17,150,000.00					17,150,000.00	
		20,318,076.08				20,318,076.08	
		500,000.00				500,000.00	
		10,000,000.00				10,000,000.00	

2

	()									()	
	8,382,631.97		6,000,000.00	40,812.51						2,423,444.48	
	150,840,000.00			-681.81						150,839,318.19	
	154,011,532.18		83,361,763.50	637,772.61						71,287,541.29	
				-197,971.81					48,017,197.14	47,819,225.33	

	313,234,164. 15		89,361, 763.50	479,931.50					48,017, 197.14	272,369,529. 29	
	313,234,164. 15		89,361, 763.50								

899,600.00

2,886,840.00

6

1

	9,071,584.28	
	28,537,120.26	
	1,200,303.33	
	-209,062.99	
	-3,619,900.00	
	120,000.00	

	-8,069,906.76	

2019

2020 4 28