

2020

2021-067



2021 4

2020

" "

"

"

2020

2020 12 31

405,713,128

10

0.50

2020

---

.....	1
.....	4
.....	8
.....	26
.....	57
.....	82
.....	90
.....	92
.....	101
.....	110
.....	113
.....	279



			300422
		Guangxi Bossco Environmental Protection Technology Co.,Ltd.	
		Bossco	
		12	
		530007	
		12	
		530007	
		www.bossco.cc	
		bskdb@bossco.cc	

	12	12
	0771-3225158	0771-3225158
	0771-3225158	0771-3225158
	bskdb@bossco.cc	chengzx@bossco.cc

	www.cninfo.com.cn

	146 17 1702

	1088 23		2019.06.14-2022.12.31



	2020	2019		2018
--	------	------	--	------

---

	631,867,660.25	9W*BT7f*EM.		

	-4,665,385.00	-3,619,900.00	-4,516,200.00	
	3,306,000.00	120,000.00		
	-864,478.17	-8,069,906.76	-12,774,991.51	
	9,213,701.07	3,984,417.81	-229,796.97	
	546,670.36	-21,107.51	63,985.38	
	48,355,392.94	23,066,827.82	-989,298.89	--

1 --

1 --

1 --

1

/

2

/

UMAR

UHOFe

1


-InSH

InSH  
20,000g/h

InSH

9

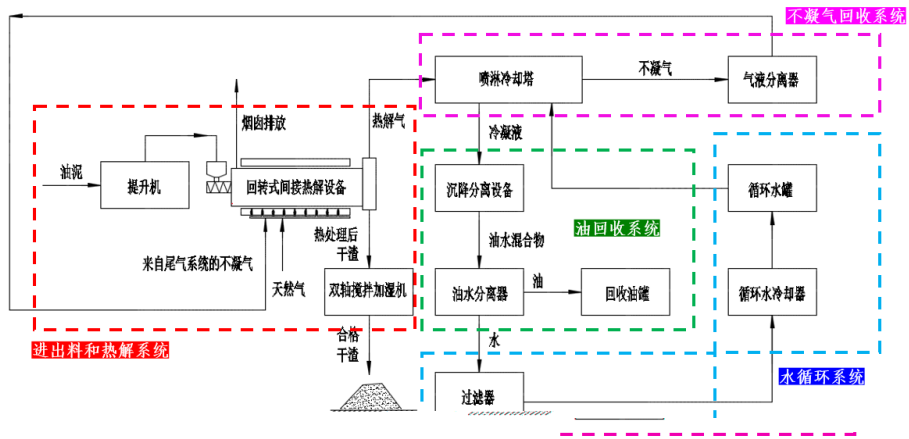
200g/h



2

/

" " " "



3

MCO

MCO

Multistage

Contact Oxidation Bioreactor for Dispersed Sewage Treatment

" MCO

"

20

MCO

MCO-A MCO-B

GB18918-2002

A

B

MCO

---

18

PPP

PPP

MCO

MCI

MCI Multistage Contact Bioreactor Integrated Biofilm with  
 Activated Sludge " MCI "

MCI MCI-A

MBR MCI-B GB18918-2002 A

B

MCI

PPP PPP





ICAF



3

1 EP

EP Engineering Procurement

" - "

2 EPC

EPC Engineering Procurement Construction

" - - "

EPC

" "

3 " - - " **BOT**

BOT Build Operation Transfer

" - - "

EPC EP

BOT

EPC

4 " " **PPP**

PPP Public Private Partnership

	20,874.24	22.62%	
	13,019.12		
	2020	33,932.15	109.28%
	8,034.88	2,334.94	
5,470.22	2020		87.90%
	PPP		
5			
"	"	"	"
		523	
1			

3

" "

2020 7

2020 9

" "

4

2017

250 "

' '

2020 3

" "

" + "

"

"

1

	17.40%

21 287 38  
17.99%  
2020

CNAS CMA

" 2020 " " "

9

1,394 29.60% 122 483 35  
287 " 2 " " 1  
1 1 2  
" " 2 1 " " 1  
1 2 13

1

	/	/			

1	2017		[2017] 605		
2	2017		2017YFD0801300		
3	2018	/	2018YFD0800705		
4	2018		2018YFC1801905		
5	2019		2019YFC1803502		
6	2019		2019YFC1803505		
7	2020		2020YFC1807104		
o			2020YFC1807705		

1

1		ZL201920623498.5	2020.02.04
2		ZL201920563780.9	2020.02.18
3		ZL201920563767.3	2020.02.18
4		ZL201921110829.1	2020.04.14
5		ZL201921169660.7	2020.04.24
6		ZL201921287323.8	2020.04.28
7		ZL201921287324.2	2020.04.28
8		ZL201921287345.4	2020.04.28
9		ZL201921189506.6	2020.05.01
10		ZL201921287321.9	2020.05.15
11		ZL201921050866.8	2020.06.16
12		ZL201920885221.X	2020.06.16
13		ZL201921114034.8	2020.06.16
14		ZL201920944156.3	2020.06.16
15		ZL201920947631.2	2020.06.16
16		ZL201920955660.3	2020.06.16
17		ZL201921115461.8	2020.06.16
18		ZL201921868762.8	2020.06.16
19		ZL201921076914.0	2020.06.16
20		ZL201921113057.7	2020.06.16

21

.8 reW\*h /P <</MCID

34		ZL201921525609.5	2020.08.07
35	MBR	ZL201921131121.4	2020.08.07
36		ZL201921113026.1	2020.08.07
37		ZL201921550363.7	2020.08.07
38		ZL201921452675.4	2020.08.07
39		ZL201921452221.7	2020.08.07
40		ZL201921452695.1	2020.08.07
41		ZL201921452224.0	2020.08.07
42		ZL201921519808.5	2020.08.07
43		ZL201921822546.X	2020.08.07
44	VOCs	ZL201922052567.4	2020.08.18
45		ZL201921840395.0	2020.08.25
46		ZL201921452231.0	2020.08.25
47		ZL201921777291.X	2020.08.25
48		ZL201922024753.7	2020.09.15
49	XRF	ZL201921619196.7	2020.09.22
50		ZL201921708806.0	2020.09.22
51		ZL201921698695.X	2020.09.22
52		ZL201921534904.7	2020.09.22
53		ZL201922262040.4	2020.09.22
54		ZL201921890313.3	2020.09.25
55		ZL201922141231.5	2020.09.25
56		ZL201922008904.X	2020.10.12
57		ZL202020078013.1	2020.10.13
58		ZL201921938232.6	2020.10.19
59		ZL202020180791.1	2020.10.27
60		ZL202020180497.0	2020.11.17
61		ZL202020180464.6	2020.11.17
62		ZL202020180768.2	2020.11.17
63		ZL202020180493.2	2020.11.17
64		ZL202020180772.9	2020.11.17
65		ZL202020180494.7	2020.11.17
66		ZL202020873870.0	2020.11.27

67		ZL202020182105.4	2020.12.11
68		ZL20202055645.8	2020.12.25
1		ZL201930401224.7	2020.02.18
2		ZL201930482942.1	2020.04.14
3	MCO	ZL201930355353.7	2020.04.28
4		ZL202030056285.7	2020.05.15
5		ZL202030056304.6	2020.05.15
6		ZL202030056275.3	2020.05.15
7		ZL201930394197.5	2020.06.16
8		ZL201930355284.X	2020.06.16
9	MCI	ZL201930355296.2	2020.06.16
10		ZL202030056308.4	2020.06.19
11		ZL202030056284.2	2020.06.29
12		ZL201930559267.8	2020.07.21
13		ZL202030056283.8	2020.08.04

3

1

		A243003455	2019.11.11		2020.06.19-2021.10.09	

2

		002043000458	2020.07.24		2020.07.24-2021.07.23	

3

		D345006020	2020.09.15		2020.09.15-2024.08.09	
		D145122859	2018.08.21		2020.09.17-2021.12.31	

		D245006023	2018.10.15		2020.09.21-2021.12.31	
		D314102169	2020.12.25		2020.12.25-2025.12.25	

4

		JZ 2013 000400	2017.11.24		2020.10.10-2023.10.09	

5

		CCAEP-ES-SS -2020-052	2020.06.03		2020.06.03-2023.06.03	
		CCAEP-ES-SS -2020-131	2020.09.07		2020.09.07-2023.09.07	

6

		2020 1			2020.01.02-2023.01.02	
		2020 2			2020.01.02-2023.01.02	
		2020 3			2020.01.02-2023.01.02	
		2020 0057			2020.03.18-2024.03.17	
		2019 015			2020.03.27-2021.03.26	

		2019 006		2020.09.29- 2021.09.28	
		CCQ-20203959		2020.12-202 1.12	AAAA
AAA		CCQZ-2020396 0		2020.12-202 1.12	-
		201812052052		2020.09.27-20 26.09.26	
		-		2020.07.01- 2021.06.30	
		-		2020.07.01- 2021.06.30	
		-		2020.07.01- 2021.06.30	
		45920SC0310532R0 S		2020/12/30- 2023/12/29	
		GF-202008704		2020.04.30- 2021.04.29	
		SY-202006304		2020.04.30- 2021.04.29	
		SZ-05532006A		2020.06.12- 2021.06.11	
		WY-2020113506		2020.06.18- 2020.06.17	
		TS2245054-2024		2020.09.21- 2024.09.20	

		2020 450101001		2020.12.14- 2024.12.13	

4

57

17

1	3S V1				5493245	2020.06.12
2	GIS V1.0				5657214	2020.07.15
3	V1.0				5657221	2020.07.15
4	V1.0				5657229	2020.07.15
5	V1.0				5657236	2020.07.15
6	V1.0				5749970	2020.08.04
7	B/S V1.0				5750619	2020.08.04
8	V1.0				5752362	2020.08.04
9	V1.0				5840335	2020.08.21
10					5906582	2020.09.02
11	V1.0				5907786	2020.09.02
12	V1.0				6538475	2020.12.04

13

V1.0



2020	360,941.78	11.28%		
19,501.49	30.95%		23,247.16	121.77%

PPP

		117.82	54.57	PPP
				63.25
EP EPC	58.79%		37.56%	3.62%
	EP EPC	78.32%	11.68%	
9.87%				

2020	"				EPC "
"	PPP		" "		
	PPP	" "		PPP	" "
	EPC	" "			" "
			EPC	" "	
	"				
<b>2</b>					
2020		15.53%		6.16	
			"		
	-	"	1.31		
				HW08	
	3		2.05		
"		" "			" "
	-			" "	609
"					
	"		"		
			" "		
<b>3</b>					
"			"		
	2020			120.85%	
	4,600	/	25		"
11.5					
<b>4</b>					
	2020			2020	
	20,874.24		22.62%		22,869.44

EP EPC		PPP		PPP		PPP	
		2020			2019		
	109.28%		33.09%	27.24%	33,932.15	8.31%	30.55%
9,300	2,700	50					
12		74.96%			12		
	4	8		PPP			
7	"	"	—		MCO/MCI		
	SMC						
	A+B						
	"	"	"	"	"	"	"
							2019
	"	"					
		11					

1			85	3
	287			6
3				
12		4	21	
2		2020		
		"	—	"
" 2020	"		"	"
				9
		-		
	2020	7		
3				
			MCO/MCI	
		A		
2020	7		A	49,871,023
		563,377,929.53		
				A
				5,477,595
A	12,753,423		2020	12
				31
"	"			

1

" " " "

2

1

	2020		2019		
	3,609,417,824.67	100.00%	3,243,604,062.56	100.00%	11.28%
	3,609,417,824.67	100.00%	3,243,604,062.56	100.00%	11.28%
	3,058,067,767.21	84.72%	2,910,187,675.77	89.72%	5.08%
1	2,637,206,230.06	73.06%	2,529,882,779.60	78.00%	4.24%
2	8,912,474.18	0.25%	13,529,375.40	0.42%	-34.13%
	339,321,536.66	9.40%	162,134,801.00	5.00%	109.28%

2

10%

	3,609,417,824.67	2,622,570,499.81	27.34%	11.28%	13.69%	-1.54%
	2,637,206,230.06	1,941,160,866.22	26.39%	4.24%	8.11%	-2.64%
	410,268,676.05	322,605,607.44	21.37%	15.53%	19.05%	-2.33%
	583,539,516.52	434,239,173.40	25.59%	-30.96%	-29.40%	-1.65%
	1,541,063,514.55	1,116,109,879.11	27.58%	4.79%	10.05%	-3.46%
	498,474,071.64	347,025,301.20	30.38%	126.58%	133.34%	-2.02%
	494,100,794.72	366,211,220.68	25.88%	46.72%	44.17%	1.31%

1

3

4

4

BOT	1	12,412.15	1	12,412.15			21	74,331.95	64,199.00	147,102.58	7	8,712.71	
ROT							2	2,842.04	2,427.48	4,293.84			
TOT							1	139.86		5,781.45	4	3,000.00	

EPC

PPP

2021 1 1

PPP 100,965.91

80.70% EPC 19,594.18 84,403.35 6

0,749.44 PPP EPC

5

		2020		2019		
		2,270,887,405.01	86.59%	2,081,997,791.64	90.25%	9.07%
1		1,941,160,866.22	74.02%	1,795,468,976.78	77.83%	8.11%
2		5,924,192.11	0.23%	8,830,374.04	0.38%	-32.91%
3		322,605,607.44	12.30%	270,973,239.06	11.75%	19.05%
4		1,196,739.24	0.05%	6,725,201.76	0.29%	-82.21%
		122,070,973.27	4.65%	104,780,747.47	4.54%	16.50%
		227,700,766.70	8.68%	118,916,679.03	5.16%	91.48%
		1,911,354.83	0.07%	1,102,856.87	0.05%	73.31%
		2,622,570,499.81	100.00%	2,306,798,075.01	100.00%	13.69%

6

14

4 " " " "

7

8

	720,411,232.93
	19.96%
	0.00%

5

1		195,941,829.00	5.43%
2		186,261,497.55	5.16%
3		141,829,444.47	3.93%
4		103,222,273.06	2.86%
5		93,156,188.85	2.58%
	--	720,411,232.93	19.96%

5%

	283,251,307.08
	9.62%
	0.00

5

1		73,699,396.21	2.50%
2		73,375,300.44	2.49%
3		48,484,472.04	1.65%
4		47,206,459.45	1.60%
5		40,485,678.94	1.37%
	--	283,251,307.08	9.62%

5%

3

	2020	2019		
	77,981,509.62	65,702,731.23	18.69%	
	177,538,279.90	167,911,130.52	5.73%	
	192,533,539.62	169,819,722.31	13.38%	
	193,026,308.22	163,589,734.49	17.99%	

4

1  
2020

A+B

2

3A

3

RTTU

"

"

- -  
4

-

45%

50%

BTTU

BTTU

/

60%

"

+

"

90%

5

UCAR

UCAR

6

MCO-D

0<sup>3</sup>/d MCO

MCI

7

80%

40%

GB2762-2017

8

—

GB5085.3-2007

100mg/l

5mg/l

	2020	2019	2018
	1,394	820	860
	29.60%	20.83%	42.18%
	193,026,308.22	163,589,734.49	91,049,364.96
	5.35%	5.04%	3.34%
	0.00	582,748.61	2,679,322.16
	0.00%	0.36%	2.94%
	0.00%	0.21%	1.16%

5

	2020	2019	
	2,887,849,409.57	2,336,833,914.91	23.58%
	2,655,377,783.88	2,232,007,202.02	18.97%
	232,471,625.69	104,826,712.89	121.77%
	62,145,273.58	142,576,254.66	-56.41%
	1,341,700,449.67	1,356,281,025.87	-1.08%
	-1,279,555,176.09	-1,213,704,771.21	-5.43%
	4,385,762,508.31	2,773,441,044.63	58.13%
	3,092,482,914.14	1,531,707,853.53	101.90%
	1,293,279,594.17	1,241,733,191.10	4.15%
	244,091,496.79	136,300,361.05	79.08%

1	232,471,625.69	127,644,912.80
2	-1,279,555,176.09	65,850,404.88
3	1,293,279,594.17	51,546,403.07
4	244,091,496.79	107,791,135.74

	321,637,288.73	2.68%	243,523,174.48	2.65%	0.03%	
	53,371,404.37	0.44%	16,846,862.56	0.18%	0.26%	
	329,607,341.17	2.75%	280,749,529.29	3.06%	-0.31%	
	693,362,686.62	5.78%	637,190,035.63	6.94%	-1.16%	
	3,659,338,527.88	30.48%	3,142,765,956.20	34.23%	-3.75%	PPP
	1,845,019,680.32	15.37%	1,031,261,525.98	11.23%	4.14%	
	1,951,482,983.70	16.26%	1,442,458,303.50	15.71%	0.55%	

	414,197,134.45	3.45%	688,623,254.45	7.50%	-4.05%	
	25,871,532.90	0.22%	50,984,547.98	0.56%	-0.34%	
	980,006,486.47	8.16%	465,797,108.97	5.07%	3.09%	

2

1.								
2.								
3.								
4.					977,114.00			977,114.00

2                      1  
                          1,635.00                      1,950.00

3

--	--	--

	803,041,992.76	

---

--	--	--	--	--	--	--	--	--	--

"	[2016]1970	"	2016	9	A
15,193,370	1.00		36.20	/	
549,999,994.00			536,181,873.69		
	2016	9	27		"
[2016]15355	"				
2019	12	31	2016		
53,719.14					

2

	(		(1)		(2)	(3)						
	)					(2)/(1)						
1		20,000.00	20,000.00	0.00	20,007.34	100.04%	2018-05	3,951.27	5,400.71			
2		19,000.00	19,000.00	0.00	19,026.42	100.14%	-					
3		14,618.19	14,618.19	0.00	14,685.38	100.46%	-					
	-	53,618.19	53,618.19	0.00	53,719.14	-	-	3,951.27	5,400.71	-	-	-
	-	53,618.19	53,618.19	0.00	53,719.14	-	-	3,951.27	5,400.71	-	-	-
		2019			2016							
		"			"							
		2020	12	31		1,000.00						
<a href="http://www.cninfo.com.cn">http://www.cninfo.com.cn</a>												

	2016 12 5
	17,185.17
	" [2016]16685 "
	2017 8 7
	5,000
	2016 12 2018 8 7
	2018 8 8
	3,000
	2016 6 2018 9 13
	2020 12 31 2016
	2019 12 31 2016


3

		(1)	(2)	(3)=(2)/(1)					
		19,000.00	1,000.00	1,000.00	5.26%				
		19,000.00	1,000.00	1,000.00	-	-	-	-	

( )	29	" 1 "	" " 2 "	2020	4
( )		http://www.cninfo.com.cn			
( )					

2

1



2		0.00	10,400.00	0.00	10,401.38	100.01%	2021-12				
3		0.00	4,600.00	0.00	4,600.00	100.00%	2019-06	208.33	268.56		
	-	42,089.34	42,089.34	0.00	33,613.05	-	-	208.33	268.56	-	-
	-	42,089.34	42,089.34	0.00	33,613.05	-	-	208.33	268.56	-	-
	1			PPP	"		[2021]4			"	
	2021 1 1										2020
	12 31										
	2020 12 2		"				"				4
							"			"	
			2020 12 31				2021 12 31				
			2018 7 16								
	14,025.67						"		[2018]17603	"	
			2018 9 17								
				2018					26,000		
			12					2019 4 9			15,000

					2019 9 10			
				11,000				
	2019 9 11							
	2018				11,000			
	12				2019 11 8		2,500	
					2020 8 3			
			8,500					
	2020 8 3							
		2018				8,500		
	12							
	2020 12 31	2018					8,500	
		2020 12 31						

3

		(1)		(2)	(3)=(2)/(1)			
	PPP	10,400.00	0.00	10,401.38	100.01%	2021-12		
	PPP	4,600.00	0.00	4,600.00	100.00%	2019-06	208.33	[ 2]
		15,000.00	0.00	15,001.38	-	-	208.33	-
					" 2			"
( )			" 2	2019 3 21				"

2 " " 361.45 / 2019  
 6-12 2020 60.23 208.33  
 204.90 460.98

3 A

1 A

2020		56,337.79	41,144.87	41,144.87	0.00	0.00	0.00%	15,214.49		-
	--	56,337.79	41,144.87	41,144.87	0.00	0.00	0.00%	15,214.49	-	-
A										
A	49,871,023		[2020]302 1.00		2020 7 11.63 /					579,999,997.49
					563,377,929.53					
[2020]33310			2020 7 24							
	2020 12 31							41,144.87		
	15,214.49									

2 A

	( )	(1)	(2)	(3)	(2)/(1)					
1		29,000.00	29,000.00	25,074.67	25,074.67	86.46%	2021-06			
2		21,000.00	21,000.00	9,727.28	9,727.28	46.32%	2021-12			



	2020 7 27 A 26,015.85 " [2020]33331 "
	2020 12 31

--	--	--	--	--	--	--	--	--	--	--	--	--

10%

1				310,080,000	1,490,333,913.15
					489,266,594.15
					403,343,323.73
					21,594,612.07
					20,221,941.06




2021

2020

2021

2

2025

3

2

1

2

3

MCO

2020 1

2021 13

2025

25%

35%

2035

4

/ /

5

" "

"

"

" "

6

" "

3

1

2

"

" "

"

"

" "

"

3

4

"

"

1

2020

922,641.61

76.86%

2

2020 12

51.00%

150,598.68

116,778.87

3 PPP

PPP

54.68

PPP

PPP

2020 12

PPP

PPP

PPP

PPP

4  
2018 2019 2020 28.53% 28.88% 27.33%

5  
2020 3.34% 5.04% 5.35% 2018 2019

6

OHSAS18001 PDCA

7

8

2020

1

2020 2 11					2020 2 13 2020 2 11	
2020 2 28					2020 2 29 2020 2 28	
2020 4 29					2020 4 30 2020 4 29	
2020 5 15	" "	2019			2020 5 15 2020 5 15	

				2020	12
			2020		
2017-2019				2020-2022	
	2020	5	19	2019	2019
12	31		355,835,250	10	1
			35,583,525.00		

		2020	6	3

10	0
10	0.50
10	0
	405,713,128
	20,285,656.40



2020 2020 12 31 405,713,128  
 10 0.50 20,285,656.40


" "

2020

2020	20,285,656.40	195,014,916.26	10.40%	-	-	20,285,656.40	10.40%
2019	35,583,899.30	282,444,334.14	12.60%	-	-	35,583,899.30	12.60%
2018	24,195,253.98	234,790,184.59	10.31%	-	-	24,195,253.98	10.31%

1


			30			
			3			
			30			2014 05 20
			3			
			/	/	/	2014 05 20
					2014 05 20	
					2015	





			25%			
				3		
			1		2015 02 17	
		2				
		1				
			2			
				3		
					2015 02 17	
				4		
			5			
		1				

			2 3 4 5			
			1 2 3 4 5	2015 02 17		
			[2014]17 [2013]110 [2015]31	2016 05 12		

		[2014]17 [2013]110			
		[2015]31			2016 05 12
					2016 07 14
		" "			2017 09 15
		1			2017 09 15

			2				
			3				
			4				
			5				
			6				

				2019 05 23	2020 05 19	
	-	-	-	-	-	-

2

"

"

"

"

2017 7 5

<

14 — >

[2017]22

" "

2018 1 1

2020

1 1

2020 1 1

---

" " "

"

	105
	3 2



---

--	--	--	--	--	--	--	--	--	--	--	--	--	--

4

			9,900.00	5,700.00	9,700.00		861.10	5,900.00
		5,900.00						

5

2020

"

"

1

1

10%

10%

2

3

1

2

3

" " " " 8 "

1

2

2019

44.81

10%

10%

2

1


	2015/10/21 2019/04/25	14,885.00	2016/03/24	14,885.00		13 1		
	2016/12/05 2019/04/25	13,966.00	2017/03/22 2017/12/27	13,966.00		22		
	2017/12/05	4,400.00	2017/12/07	4,400.00		17		
	2018/03/21	25,000.00	2018/03/21	24,877.62		18 342		
	2018/11/16	15,000.00	2019/01/12	15,000.00		17 5		
	2019/03/28	17,000.00	2019/03/28	17,000.00		17 268		
	2019/04/19	6,680.00	2020/04/23	6,680.00		17 1		

	2020/11/20	575.00	2020/11/30	575.00		2	358		
	2020/10/13 2020/12/28	2,000.00	2020/10/13	2,000.00		3	158		
	2020/11/25	1,000.00	2020/11/25	1,000.00		1			
	2020/11/25	6,000.00	2020/11/26	6,000.00		3	2		
	2020/12/28	10,000.00	2020/12/28	10,000.00		3	6		
B1	124,773.22			B2	124,533.22				
B3	306,604.22			B4	224,301.47				
A1+B1+C1	124,773.22			A2+B2+C2	124,533.22				
A3+B3+C3	306,604.22			A4+B4+C4	224,301.47				
A4+B4+C4				89.29%					
D				0					
E 70%				150,764.80					
F 50%				73,536.67					
D+E+F				224,301.47					

1      2020   5   19      2019      2020

30      2020

2      2020   11   5      2020

2019      21,218.85

2

3

4

1

2

5

1

"

"

"

"

"

"

1

2					
			2020	"	"
"	" "	"		25	
3					
4					
"	10	40		"	2
		"	"		
2020					
MCO/MCI			SMC		—
					—
			2019		

2

1 \_\_\_\_\_

2

2020

6.1		-
6.2		-
7.		
8.		
8.1		-
8.2		2.07
8.3		3.00
9.		

4

" "

3

	PH COD TP TN NH <sub>3</sub> -N			PH 7.42 COD 13.07mg/L TP 0.26mg/L TN 8.77mg/L NH <sub>3</sub> -N 1.31mg/L	GB18918-2002 A	COD 62.31 / TP:1.279 / TN 42.78 / NH <sub>3</sub> -N 6.335 /	COD 153.3 / TP 1.84 / TN 51.1 / NH <sub>3</sub> -N 10.22 /	
	COD NH <sub>3</sub> -N TP PH			COD 18.28 mg/l NH <sub>3</sub> -N 1.55mg/l 0.56 mg/l	GB18918-2002 B	COD 68.31 / NH <sub>3</sub> -N 6.3 / 2.09 /	COD 657 / 87.6 / 10.95 /	
	COD NH <sub>3</sub> -N TP TN			COD 18.02mg/L 0.95mg/L 0.27mg/L 4.96mg/L	GB18918-2002 A	COD 103.91 / 5.48 / 28.6 / 1.56 /	COD 547.5 / NH <sub>3</sub> -N 54.75 / 5.475 / 164.25 /	
	COD NH <sub>3</sub> -N TP TN			COD 30.31mg/L 1.56mg/L 8.48mg/L 0.28mg/L	GB18918-2002 A	COD 333.93 / 17.19 / 93.42 / 3.08 /	COD 547.5 / NH <sub>3</sub> -N 54.75 / 5.475 / 164.25 /	
	COD NH <sub>3</sub> -N			COD 4.25mg/l NH <sub>3</sub> -N 0.22mg/l		COD 7.19 / TP 0.20	COD 109.5 / TP	

TP  
TN

				[2009]323
		91530422MA6K70F77K001Y		
				[2010]39
		41422825MA492XNA1E001U		
				[2012]73
		91420821MA493PTL3F001Q		
				[2006]218
		91420821MA498DPL2R001U		
[2017]25			91450125MA5LA4UA3C001V	
				[2017]4
		91140729MA0K84Q3X4001Q		
				[2018]59
		915111246714092029001V		
				[2019]12
		91530328MA6K6YGA5G001Q		
				[2017]80
		91360301314689816T001Q		

2020 12 31

4,000

2020 12 28

9.85%

44,991,970

2020 12 28

11.09%

52,753,423


24.09%

2021 2 4

13.00%

97,745,393

1



	"	[2020]302	"	2020	7	20	A	49,871,023
	2020	8	4					
		355,835,250		405,713,128				
2						76,394,307		
1	"	[2018]617	"	2018	7	5		430
		4.30		"	[2018]365	"		
2018	8	8JA		"	"	"	"	123010"
							"	" 2019
1	11							
2		"	[2020]302	"	2020	7	20	
A	49,871,023	11.63	/					579,999,997.49
	563,377,929.53			2020	8	4		

" " A

405,716,406

2

	9,286,218	-	-	9,286,218		
	9,286,218	-	-	9,286,218		
	2,532,605	-				

563,377,929.53

" [2020]33310 " 2020 8 4

2

1 2020 " " 6,855 A  
 49,871,023 355,835,250 405,713,128  
 2 2020 12 31

3

1

	23,005		26,644		0		0
		5%		10			
		18.66%	75,705,752	-	-	75,705,752	59,069,367
		3.14%	12,753,423	12,753,423	-	12,753,423	-
		3.05%	12,381,624	-	-	12,381,624	8,351,338
		3.05%	12,381,624	-	9,286,218	3,095,406	7,841,338
		3.05%	12,381,624	-	9,286,218	3,095,406	7,841,338
		1.87%	7,600,751	-	-	7,600,751	7,600,751
		1.63%	6,600,000	4,630,000	-	6,600,000	-
		1.50%	6,091,020	-	-	6,091,020	-



10 10	1	10	10
	2	10	
	3	10	10
	0	6,600,000	6,600,000

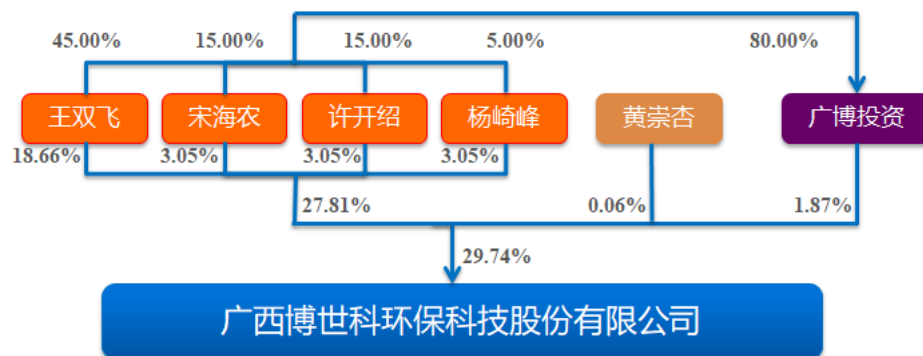
10 10

10 10

2

	1963	
	"	"
		2018
	"	AOX
	"	2018
	"	"
	"	2018
	"	"
	"	1995
	2016	"
		2001 8 2003 6
		2003
	1952	
	1977	8
		1992 1996
		2003 12 2010





225,121

0.06%

4

10%

5





					2019 22	7	2021 25	2	12,381,624	-	-	-	12,381,624
				47	2013 13	6	2024 1	3					
					2019 20	11	2020 6	8					
				45	2013 13	6	2021 25	2	12,381,624	-	-	-	12,381,624
									3,376,807	-	-	-	3,376,807
				46	2013 13	6	2021 1	2 3					
					2019 22	7	2021 25	2	825,441	-	-	-	825,441
				40	2016 30	5	2024 1	3					
				55	2020 31	8	2021 25	2	0	-	-	-	0
				44	2015 25	8	2021 25	2	0	-	-	-	0
				50	2016 12	9	2021 25	2	0	-	-	-	0

						1					
			56	2020 8 31		2024 3 1		0	-	-	0
			38	2017 9 3		2020 8 10		97,302	-	-	97,302
	-	-	-	-	-	-		34,785,863	-	-	34,785,863

1 2020 8 6

2 2020 8 10

3 2020 8 31 2020

:4 2020 8 31

			2020 8 6	
			2020 8 6	
			2020 8 10	
			2020 8 31	
			2020 8 31	

1

2022 7 21

2021 2 4

2021 2 25 2021

2 2021 3 1

1

1966

1995

7 2009 11

2009 11

2019 10

2019 6 2019

10

1986

2011 7 2019 2

1970

1996 4 2004 12

2004 12 2009 9

2009 9 2016 3

2016

3

1973

2004

2006 4 2007 4

1

1

1

1

"

"

"

"

"

"

"

"

"

"

"

"

"

"

"

"

2003

1978

2002 7 2008 1

2008 1

2015 7

2015

1971

1994 7 2008 7

2008 7 2011 5

2011 5

2011 8

2011 8 2014 9

2014 9 2019 2

2019 2 2020 9

2020 9

1972

CIA

1993 8

1996 8

1997



2021 2 25

1970

1

1

30

SSCI

12

1

2019

1

" "

2021 2 25

1981 " 2007 7 "

" "

" "

" 2008 2

1980

2005 2013 2014

2016 2017

1972 1996

1999

2021 3 31

1970 1991

2011 7 2021 3 31

1972 1996

DCS

			2019-02-13	2021-02-28	

			2018-01-21	2023-01-20	
			2019-01-01	2024-01-01	
			2019-01-01	2021-12-31	
			2017-10-17		
			2020-04-23		
			2020-12-01	2025-12-01	
			2019-03-01	2022-03-01	
			2015-12-01		
			2019-12-01		
			1997-07-01		
			2016-12-01	2023-05-01	
			2019-06-01	2023-11-01	
			2019-10-01	2022-09-01	
			1995-07-01		
			2020-03-23	2021-01-12	
	2021 1				

2020

646.52

			47		67.76	
			45		67.37	
			46		62.63	
			40		75.78	
			55		0	
			44		3.00	
			50		3.00	
			52		3.00	
			74		12.22	
			34		10.65	
			30		9.18	
			48		43.14	
			39		80.51	
			48		61.43	
			50		42.32	
			41		47.13	
			34		24.07	
			56		-	
			38		33.33	
	-	-	-	-	646.52	-

1

	1,216
	3,494
	4,710
	4,710

	453
	743
	1,452
	356
	1,394
	128
	637
	4,710
	322
( )	2,418
	414
	1,556
	4,710

2

"

2020

3

" "

" "

" "

4



3

3

1

1

0771-3225158

bskdb@bossco.cc

" "

bossco300422

" "

2

6

PPP

2020

2020 12 31

HRBP

"

"

500

10

"

"

1

2

3

4

5

1

2020		35.7890%	2020-03-16	2020-03-16	
2019		42.3074%	2020-05-19	2020-05-19	
2020		37.6829%	2020-06-29	2020-06-29	
2020		37.8170%	2020-08-31	2020-08-31	

2

1

A

2020

2020

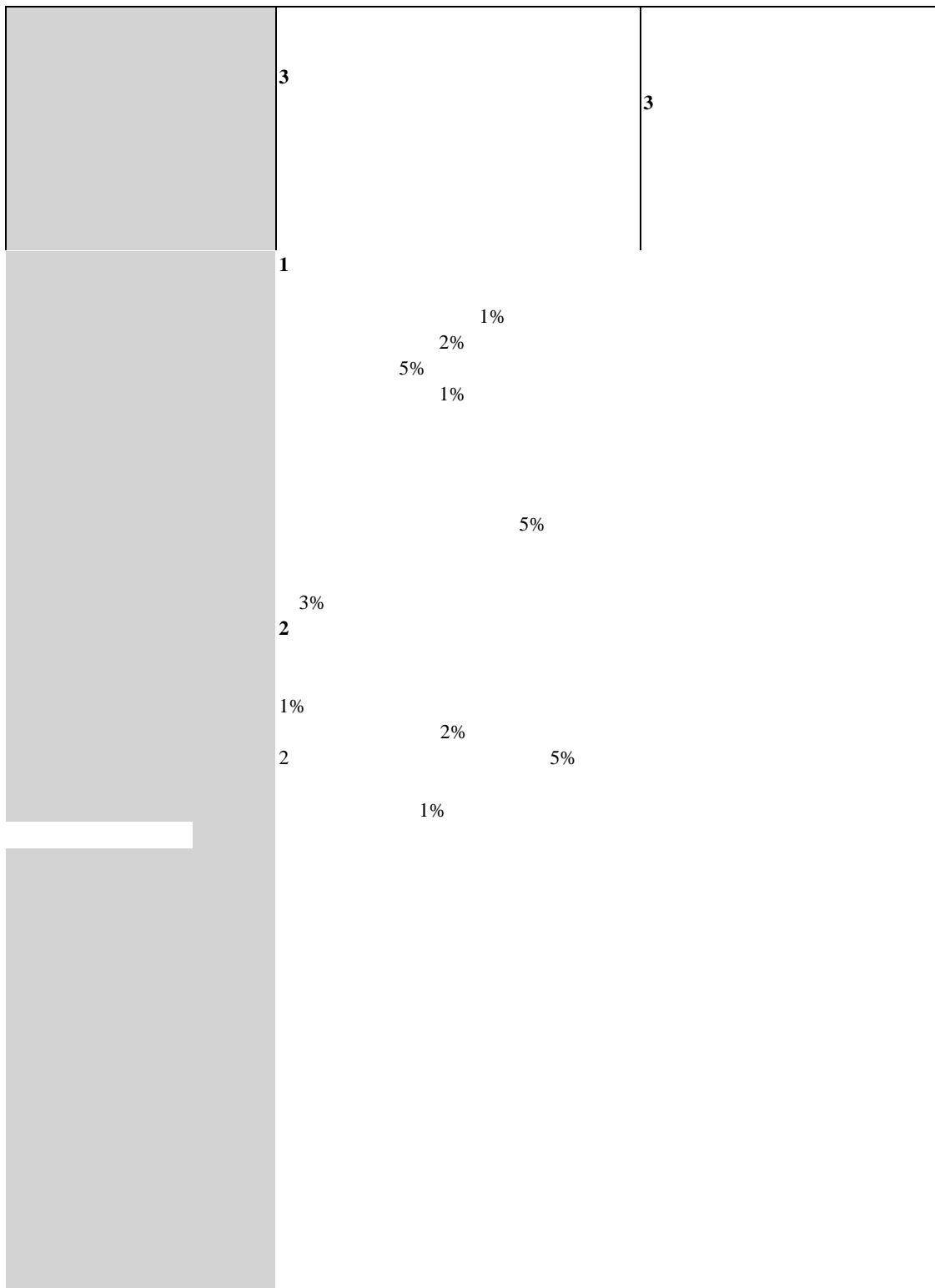
2020

1

2

	2021 4 19
	<a href="http://www.cninfo.com.cn">http://www.cninfo.com.cn</a>
	100%
	100%

1



[2021]13962-2	
2020	12 31
3101 ---	3101 ---
2020 12 31	
	" [2021]13962-2
	2021 4 19
	<a href="http://www.cninfo.com.cn">http://www.cninfo.com.cn</a>

		123010	2018-07-05	2024-07-05	42,964.07	0.4%	
						0.6%	
						1.0%	
						1.5%	
						1.8%	
						2.0%	
		2020	7	6	"	"	257.80
		"	"				
		1		2019		"	
				"	"	"	12.28 /
		2020	6	3			
		2		"	[2020]302	"	2020 7 20
					A	49,871,023	2020 8
		4		"	"	"	"
				"	"	12.20 /	2020 8 4

			2 PICC
			12

		"	5
		"	1.81
		"	5

	"

2020 6 19

2020 " AA-" " "

" " " AA-"

" "

" "

**2**

	2020	2019	
	51,048.50	56,668.10	-9.92%
	83.04%	78.82%	4.22%
	76.86%	78.24%	-1.38%
	77.95%	73.79%	4.16%
EBITDA	5.75%	8.23%	-2.48%
	1.48	2.27	-34.80%
	1.95	1.79	8.94%
EBITDA	1.83	2.61	-29.89%
	100%	100%	0.00%
	100%	100%	0.00%

30%

34.80%

455,597.41

155,360.27

610,957.68

	2021 4 19
	[2021] 13962

[2021] 13962

2020

12 31

2020


2020

12 31

2020

"

"

				3
				4
				1
				2
				5
2020				
308,723.90				
41,346.35	267,377.55			1
22.27%				
				2
				3
				4
	12	16	5	
10				
				5
				6


1

2

3

4

5



1

2020 12 31

	2020 12 31	2019 12 31
	1,668,093,438.84	1,218,836,999.70
	1,505,986,806.79	2,037,865,050.83
	83,548,886.33	9,491,937.92
	87,387,998.28	72,737,697.54
	148,461,377.06	95,796,197.99
	1,943,374.31	
	321,637,288.73	243,523,174.48
	1,167,788,680.05	
	99,877,607.60	6,262,389.43
	159,927,754.75	132,036,096.82
	5,242,709,838.43	3,816,549,544.71
	223,448,497.28	146,215,851.33
	329,607,341.17	280,749,529.29
	977,114.00	
	53,371,404.37	16,846,862.56
	693,362,686.62	637,190,035.63

	3,659,338,527.88	3,142,765,956.20
	1,364,146,153.17	853,320,711.27
		3,262,070.77
	37,534,070.02	39,192,110.28
	11,050,230.56	9,905,847.62
	113,206,971.28	76,421,053.19
	275,023,967.41	159,891,781.20
	6,761,066,963.76	5,365,761,809.34
	12,003,776,802.19	9,182,311,354.05
	1,845,019,680.32	1,031,261,525.98
	7,763,985.00	3,098,600.00
	1,038,132,217.34	897,177,007.53
	2,210,940,895.26	1,634,440,261.85
		222,810,450.42
	325,181,404.56	
	51,698,654.23	51,793,317.89
	156,601,107.71	107,249,635.34
	131,045,335.45	106,761,130.57
		5,423,293.71
	414,197,134.45	688,623,254.45
	132,601,824.34	99,000,000.00
	6,313,182,238.66	4,842,215,184.03
	1,951,482,983.70	1,442,458,303.50
	356,239,396.66	329,542,279.53

	25,871,532.90	50,984,547.98
	85,023,566.15	82,841,543.59
	256,761,759.54	204,415,738.61
	9,037,022.77	9,413,779.17
	228,817,575.80	222,426,100.00
	2,913,233,837.52	2,342,082,292.38
	9,226,416,076.18	7,184,297,476.41

	215,060,279.58	248,734,939.96
	1,353,441,140.87	
	88,145,154.37	4,522,528.70
	2,489,742.23	1,996,457.68
	5,423,442,156.31	3,888,161,862.34
	175,264,460.47	133,424,118.65
	2,964,207,657.34	2,439,741,297.07
	977,114.00	
	25,394,145.61	
	456,598,475.19	484,736,312.77
	141,892,761.32	105,940,424.30
	62,807,856.68	65,064,408.22
	1,070,800.76	1,937,290.76
	98,932,951.06	60,585,865.33
	94,273,461.39	36,463,612.40
	4,021,419,683.82	3,327,893,329.50
	9,444,861,840.13	7,216,055,191.84
	1,551,888,096.33	847,015,794.33
	7,763,985.00	3,098,600.00
	797,018,608.66	621,855,049.93
	1,855,440,401.83	1,236,019,361.21
		173,130,269.85
	186,818,611.29	
	15,879,260.36	22,746,587.41
	109,661,352.74	65,186,282.50
	883,438,459.65	491,481,909.34
		4,409,370.49
	295,924,425.49	623,509,854.45

	127,489,346.31	99,000,000.00
	5,831,322,547.66	4,183,043,709.02
	237,753,400.00	311,200,000.00
	356,239,396.66	329,542,279.53
	15,105,963.28	50,984,547.98
	10,156,988.26	8,854,279.79
	117,571,565.09	92,014,142.57
	627,435,493.33	603,460,418.57
	1,364,262,806.62	1,396,055,668.44
	7,195,585,354.28	5,579,099,377.46
	405,713,128.00	355,835,250.00
	128,746,606.43	128,771,957.77
	978,753,301.58	465,160,098.47
	84,645,161.41	76,199,277.31
	651,418,288.43	610,989,230.83
	2,249,276,485.85	1,636,955,814.38
	9,444,861,840.13	7,216,055,191.84

3

	2020	2019
	3,609,417,824.67	3,243,604,062.56
	3,609,417,824.67	3,243,604,062.56
	3,289,015,298.31	2,891,338,241.34
	2,622,570,499.81	2,306,798,075.01

	25,365,161.14	17,516,847.78
	77,981,509.62	65,702,731.23
	177,538,279.90	167,911,130.52
	193,026,308.22	163,589,734.49
	192,533,539.62	169,819,722.31
	208,770,218.71	175,723,052.79
	22,242,197.25	8,133,855.05
	44,579,946.99	27,138,911.53
	14,732,610.85	7,725,565.54
	2,654,484.41	479,931.50
		-2,886,840.00
-		
	-4,665,385.00	-2,720,300.00
-	-82,094,498.04	-59,469,793.23
-	-89,892,827.62	-938,758.07
-	-1,333,156.77	-760,186.43
	201,729,216.77	323,241,260.56
	4,321,414.87	2,350,211.35
	1,251,666.62	8,216,088.11
	204,798,965.02	317,375,383.80
	12,644,314.60	39,037,333.00
	192,154,650.42	278,338,050.80
1.	192,154,650.42	278,338,050.80
2.		
1.	195,014,916.26	282,444,334.14
2.	-2,860,265.84	-4,106,283.34



-1,400,096.75

936,318.75

	148,051,213.87	137,782,895.25
	147,158,800.53	134,291,317.09

3.		
4.		
5.		
6.		
7.		
	84,458,841.00	232,836,227.47

5

	2020	2019
	2,289,136,594.21	1,971,970,383.80
	800,260.34	805,821.27
	597,912,555.02	364,057,709.84
	2,887,849,409.57	2,336,833,914.91
	1,449,523,297.03	894,843,648.62
	389,316,274.85	328,876,715.11
	173,022,062.34	210,519,032.68

	1,400,000.00	119,361,763.50
		1,200,303.33
	5,499,756.09	1,647,845.47
	9,229,363.33	20,366,342.36
	46,016,154.16	
	62,145,273.58	142,576,254.66
	1,241,803,488.60	1,348,181,425.87
	99,896,961.07	
		8,099,600.00
	1,341,700,449.67	1,356,281,025.87
	-1,279,555,176.09	-1,213,704,771.21
	624,791,869.35	35,568,600.00
	60,171,068.00	35,568,600.00
	3,551,365,129.01	2,465,102,444.63
	209,605,509.95	272,770,000.00
	4,385,762,508.31	2,773,441,044.63
	2,266,968,492.47	1,110,651,904.00
	279,789,571.96	213,285,088.61
	545,724,849.71	207,770,860.92
	3,092,482,914.14	1,531,707,853.53
	1,293,279,594.17	1,241,73W <sup>h</sup> /P <

	778,439,024.82	270,519,039.40
	2,814,636,762.39	2,336,856,460.13
	1,654,400,748.07	1,510,299,114.02
	191,679,732.84	204,700,073.95
	131,907,197.41	175,108,517.97
	605,469,837.86	751,985,723.31
	2,583,457,516.18	2,642,093,429.25
	231,179,246.21	-305,236,969.12
	16,613,168.49	230,487,582.20
	4,862,466.26	1,478,073.97
	5,200,000.00	
	26,675,634.75	231,965,656.17
	21,853,568.61	175,590,622.56
	752,800,646.89	237,562,091.56
		55,751,809.53
	774,654,215.50	468,904,523.65
	-747,978,580.75	-236,938,867.48
	564,620,801.35	
	2,381,624,736.96	1,623,655,741.13
	97,486,641.14	189,450,000.00
	3,043,732,179.45	1,813,105,741.13
	1,852,502,483.02	812,161,904.00
	165,102,643.20	137,375,783.72
	513,996,603.53	137,991,360.92
	2,531,601,729.75	1,087,529,048.64
	512,130,449.70	725,576,692.49
	2,430,163.89	3,445,228.27
	-2,238,720.95	186,846,084.16
	352,830,029.33	165,983,945.17
	350,591,308.38	352,830,029.33

7

	2020															
	355,835,250.00			128,771,957.77	465,797,108.97		880,181.97			76,199,277.31		762,510,487.36		1,789,994,263.38	208,019,614.26	1,998,013,877.64
	355,835,250.00			128,771,957.77	465,797,108.97		880,181.97			76,199,277.31		762,510,487.36				

1	49,871,023.00				513,506,906.53							563,377,929.53	60,171,068.00	623,548,997.53
2	6,855.00			-25,351.34	86,296.58							67,800.24		67,800.24
3														
4					616,174.39							616,174.39	-56,778.16	559,396.23
								8,445,884.10	-44,029,783.40			-35,583,899.30		-35,583,899.30
1								8,445,884.10	-8,445,884.10					
2														
3									-35,583,899.30			-35,583,899.30		-35,583,899.30
4														
1														
2														
3														

4															
5															
6															
1															
2															
	405,713,128. 00		128,746, 606.43	980,006,4 86.47		-519,914.78		84,645,161. 41		913,495,620.2 2		2,512,087,087.7 5	265,273,638.26	2,777,360,726.01	

2019													
	355,815,284		128,854,274	473,726,397									
	.00		.67	.00									
					-56,136.78		52,915,654.		527,545,029.9		1,538,800,503.4	188,000,718	1,726,801,222
							56		5		0	.91	.31

3														
4					-8,192,668.77							-8,192,668.77	-17,443,421.31	-25,636,090.08
								23,283,622.75		-47,478,876.73		-24,195,253.98		

8

4												
									8,445,884.10	-44,029,783.40		-35,583,899.30
1									8,445,884.10	-8,445,884.10		
2										-35,583,899.30		-35,583,899.30
3												
1												
2												
3												
4												
5												
6												
1												
2												
	405,713,128.00			128,746,606.43	978,753,301.58				84,645,161.41	651,418,288.43		2,249,276,485.85

	2019											

---

	355,815,284.00											

1												
2												
										-950,344.35		-950,344.35
	355,835,250.00			128,771,957.77	465,160,098.47				76,199,277.31	610,989,230.83		1,636,955,814.38





								92
20.86		328.50				3,285,000.00		
	127,285,000.00				"	[2015]15053	"	
2016	1	12				2016	1	28
			2016	3	16	2016	5	12
						2016	6	29

---

8	13			405,711,821		355,815,284.00
				405,711,821.00		
	2020	12	31	"	"	405,713,128.00

**2**

2020 12 31

1  
2  
3  
4  
5  
6  
7  
8  
9  
10  
11  
12  
13  
14  
15  
16  
17  
18  
19  
20  
21  
22  
23  
24  
25  
26  
27  
28  
39  
30  
31  
32  
33  
34  
35

Bosco Envirotech Canada Limited.

36  
37  
38  
39  
40  
41  
42  
43  
44  
45  
46  
47  
48  
49  
50  
51  
52  
53  
54  
55  
56  
57  
58  
59  
60  
61  
62  
63  
64

BOSSCO-INDIA ENVIRO-TECH PRIVATE LIMITED

14

2

" " " "

1

2

12

1

" "

15 ——

2014

2018 453

2

1 1 12 31

3

12

4

5

1

2

1

2

1

" "

2

" "

3

" "

6

33 —

1

2

" "

2 —

22 —

" 22

" " 10 "

1

2

3

4

" 22 "

**7**

**8**

**9**

1

2

"

/

**10**

1

( )

1

2

" "

1

2

2

1

2

3

4

3

a

b

c

1

2

( )

4

5

1

12

30

12

2

3

14 ——

21 ——

6

**11**

**12**

14 ——

1



2

3

4

5

**16**

1

2

**17**

1

2

3

1

2

**18**

1

2

3

42 —

42 —

42 —

19

20

21

" " " 12 "

22

1

1

( )

2

3

2

)

(

3

4

1

2

5

**23**

1

2

24

1

1

2

2

1

		30	3-5	3.17-3.23
		10	3-5	9.50-9.70
		5	3-5	19.00-19.40
		5-25	3-5	3.80-19.40

2

RemedX Remediation Service Inc.

3

1

2

3

[

75%

75% ]

4

[90%

90% ]

[90%

90% ]

5

25

1

2

3

26

1

2

1

2

3

3

3

30

1

1

2

	10 15
	5 10
	10

RemedX Remediation Service Inc.

RemedX Remediation Service Inc.

3

4

- a.
- b.
- c.
- d.
- e.
- f.
- g.

2

1

2

3

4

5

**31**

**32**

33

34

1

2

1

2

3

4

35

36

1

2

37

1

2

1

2

3

4

1

2

3

38

39

1

2

1

2

3				
1				
2				
		BOT PPP		
3				
4				
5	BOT PPP			
		BOT ROT		14 —
		" 2	"	
			BOT PPP	
	-			
		BOT PPP		14 —
		" 4	"	
3				
1				

2

3

4

**40**

1

1

2

PPP

PPP

3

PPP

PPP

,

2

1

2

3

4

a.

b.



42

1

1

a.

b.

( )

2

2

43

1

2

3

4

5

6

44

1

2017 7 5 “ ” 2020 1 1 < 14 — > [2017]22

1

--	--

		325,181,404.56	
	215,097,269.02	-	
-	10,743,238.88	7,713,181.40	
		335,924,643.44	
	222,810,450.42		
		1,167,788,680.05	
	830,356,793.99	1,167,788,680.05	
		830,356,793.99	
		98,295.20	
	98,295.20		

2

		186,818,611.29	
	165,924,762.53	-	
-	5,867,660.85	7,205,507.32	
		192,686,272.14	
	173,130,269.85		
		1,353,441,140.87	
	1,148,919,262.06	1,353,441,140.87	
		1,148,919,262.06	

2

3 2020

	2019 12 31	2020 01 01	
--	------------	------------	--

	1,218,836,999.70	1,218,836,999.70	
	2,037,865,050.83	1,207,508,256.84	-830,356,793.99
	9,491,937.92	9,491,937.92	
	72,737,697.54	72,737,697.54	
	95,796,197.99	95,796,197.99	
	243,523,174.48	243,523,174.48	
		830,356,793.99	830,356,793.99
	6,262,389.43	6,262,389.43	
	132,036,096.82	132,036,096.82	
	3,816,549,544.71	3,816,549,544.71	

	76,421,053.19	76,421,053.19	
	159,891,781.20	159,891,781.20	
	5,365,761,809.34	5,365,761,809.34	
	9,182,311,354.05	9,182,311,354.05	
	1,031,261,525.98	1,031,261,525.98	
	3,098,600.00	3,098,600.00	
	897,177,007.53	897,177,007.53	
	1,634,440,261.85	1,634,440,261.85	
	222,810,450.42		-222,810,450.42
		215,097,269.02	215,097,269.02
	51,793,317.89	51,793,317.89	
	107,249,635.34	107,249,635.34	
	106,761,130.57	106,761,130.57	
	5,423,293.71	5,423,293.71	
	688,623,254.45	688,623,254.45	
	99,000,000.00	106,713,181.40	7,713,181.40
	4,842,215,184.03	4,842,215,184.03	
	1,442,458,303.50	1,442,458,303.50	
	329,542,279.53	329,542,279.53	
	50,984,547.98	50,984,547.98	
	82,841,543.59	82,841,543.59	
	204,415,738.61	204,415,738.61	
	9,413,779.17	9,413,779.17	

	222,426,100.00	222,426,100.00	
	2,342,082,292.38	2,342,082,292.38	
	7,184,297,476.41	7,184,297,476.41	
	355,835,250.00	355,835,250.00	
	128,771,957.77	128,771,957.77	
	465,797,108.97	465,797,108.97	
	880,181.97	880,181.97	
	76,199,277.31	76,199,277.31	
	762,510,487.36	762,510,487.36	
	1,789,994,263.38	1,789,994,263.38	
	208,019,614.26	208,019,614.26	
	1,998,013,877.64	1,998,013,877.64	
	9,182,311,354.05	9,182,311,354.05	

		2020 1 1	215,097,269.02	7,713,181.40
2020 1 1		222,810,450.42	2020 1 1	830,356,793.99
2020 1 1		830,356,793.99		

	2019 12 31	2020 01 01	
	815,228,405.53	815,228,405.53	

	4,522,528.70	4,522,528.70	
	1,996,457.68	1,996,457.68	
	3,888,161,862.34	3,888,161,862.34	

	4,183,043,709.02	4,183,043,709.02	
	311,200,000.00	311,200,000.00	
	329,542,279.53	329,542,279.53	
	50,984,547.98	50,984,547.98	
	8,854,279.79	8,854,279.79	
	92,014,142.57	92,014,142.57	
	603,460,418.57	603,460,418.57	
	1,396,055,668.44	1,396,055,668.44	
	5,579,099,377.46	5,579,099,377.46	
	355,835,250.00	355,835,250.00	
	128,771,957.77	128,771,957.77	
	465,160,098.47	465,160,098.47	
	76,199,277.31	76,199,277.31	
	610,989,230.83	610,989,230.83	
	1,636,955,814.38	1,636,955,814.38	
	7,216,055,191.84	7,216,055,191.84	

		2020	1	1	165,924,762.53		7,205,507.32	
	2020	1	1	173,130,269.85	2020	1	1	1,148,919,262.06
	2020	1	1	1,148,919,262.06				

4 2020

45

### 1 PPP

PPP Public-Private-Partnership

PPP

BOT

2

BOT

1

14 ——

BOT

22 -

2

" "

80% 125%

3


a.

b.

**1**

		13% 9% 6% 3%
	-	-
		7% 5% 1%
		9% 15% 16.5% 20% 25% 26% 27%
		7% 5%
		3%
		2% 1.5%





2018	1	1	2020	12	31	75%
					175%	2020
						75%
2019	11	18				
						2019
378						—
			2017	1	3	
			2016	70		
						50%
			1	5		6
						7
						9%
			[2019]	67		
			[2012]	10		
				1	3	4
						6
			[2011]	58		
			( [2014] 5 )			
			15%			
			9%			
			2			
			[2019]	67		
						2019 1 1 -2020 12 31
			[2015]	78		<
						>
						70%

50%

1	573,077,009.57	803,041,992.76	39,000,000.00	187,364,005.71	3,600,977.48
2		4,484,110.13			
3					
2					
3					
4					
5					
1					


2,646,500.00      2,646,500.00    100.00%

4	5	18,867,976.72
5		17,707,942.92
		1,713,671,389.41

2

	7,962,684.92	2,946,491.04	3,306,000.00	252,000.00	3,180,000.00	10,531,175.96
	113,879,720.05	83,663,421.61		389,735.00		197,153,406.66
	121,842,404.97	86,609,912.65	3,306,000.00	641,735.00	3,180,000.00	207,684,582.62

318

	3,180,000.00	
	76,000.00	
	50,000.00	
	3,306,000.00	--

3

	641,735.00

4

35,359,434.42                      430,667,126.48                      25.13%                      10%                      1,000

5

6

6

	83,548,886.33	9,491,937.92
	83,548,886.33	9,491,937.92

7

1

1	62,647,302.39	71.69%	65,763,977.32	90.41%
1 2	21,836,216.87	24.99%	6,409,199.83	8.81%
2 3	2,806,554.45	3.21%	464,520.39	0.64%
3	97,924.57	0.11%	100,000.00	0.14%
	87,387,998.28	100.00%	72,737,697.54	100.00%

1

2

25,800,553.58

29.52%

8

	1,943,374.31	
	146,518,002.75	95,796,197.99
	148,461,377.06	95,796,197.99

1

2

1

( )		
	1,943,374.31	
	1,943,374.31	

2

1

1

3

3

1

	80,352,458.65	103,394,910.94
	68,416,310.00	
	2,120,664.42	1,532,608.27
	2,189,738.70	54,912.38
	5,000,000.00	
	10,656,199.47	14,267,557.11
	168,735,371.24	119,249,988.70

2

	12	( )	( )	
2020 1 1	1,980,172.35	21,473,618.36		23,453,790.71
2020 1 1				
--				
--				
--				
--				
	2,989,550.93	-4,198,965.54		-1,209,414.61

			11,950.00		11,950.00
			-15,057.61		-15,057.61
2020	12	31	4,969,723.28	17,247,645.21	22,217,368.49

1	1				99,394,465.53
1	2				26,752,051.55
2	3				28,611,282.10
3					13,977,572.06
3	4				8,713,980.06
4	5				3,851,992.00
5					1,411,600.00
					168,735,371.24

3

	23,453,790.71	-1,209,414.61		11,950.00	-15,057.61	22,217,368.49
	23,453,790.71	-1,209,414.61		11,950.00	-15,057.61	22,217,368.49

4

					11,950.00

5

		68,416,310.00	1	40.55%	3,420,815.50
		5,020,000.00	1	2.98%	251,000.00

		5,000,000.00	1	2.96%	250,000.00
		4,688,069.55		2.78%	637,613.91
		3,795,197.31	2-3	2.25%	759,039.46
	--	86,919,576.86	--	51.52%	5,318,468.87

1      2,000,000.00      2-3      2,688,069.55

6

7

8

9

1

	29,902,785.80		29,902,785.80	22,093,188.83	22,093,188.83
	173,504,620.59		173,504,620.59	102,477,774.84	102,477,774.84
	7,336,051.71		7,336,051.71	3,877,931.27	3,877,931.27

2


	938,758.07	30,472.41		124,624.33	844,606.15
	938,758.07	30,472.41		124,624.33	844,606.15

3

4

10

	1,294,760,447.18	194,518,854.27	1,100,241,592.91	896,883,137.32	114,341,793.26	782,541,344.06
	78,807,141.32	11,260,054.18	67,547,087.14	53,346,722.04	5,531,272.11	47,815,449.93
	1,373,567,588.50	205,778,908.45	1,167,788,680.05	950,229,859.36	119,873,065.37	830,356,793.99

			/	
	80,177,061.01			
	5,728,782.07			
	85,905,843.08			--

11

12

---


	64,166,090.70		64,166,090.70			
	7,484,159.42		7,484,159.42	7,595,147.06		7,595,147.06
	223,448,497.28		223,448,497.28	146,215,851.33		146,215,851.33
						--

2

3

17

	( )								( )
		30,156,300.00		-165.78					30,156,134.22
		30,156,300.00		-165.78					30,156,134.22
	2,423,444.48		2,000,000.00	773,161.71					1,196,606.19
	159,219,318.19			775.25					159,220,093.44
	71,287,541.29			101,476.07		1,943,374.31	-2,377,245.29		67,068,397.76
	47,819,225.33			-133,411.87					47,685,813.46
		22,367,647.07		1,912,649.03					24,280,296.10
	280,749,529.29	22,367,647.07	2,000,000.00	2,654,650.19		1,943,374.31	-2,377,245.29		299,451,206.95
	280,749,529.29	52,523,947.07	2,000,000.00	2,654,484.41		1,943,374.31	-2,377,245.29		329,607,341.17

18

	977,114.00	
	977,114.00	

19

20

1

1.	16,981,297.83			16,981,297.83
2.	38,680,857.56			38,680,857.56
1				
2 \ \	38,680,857.56			38,680,857.56
3				
3.				
1				
2				
4.	55,662,155.39			,155.39
1.	134,435.27			,435.27
2	2,156,315.75			,315.75
1	725,458.82			,458.82
2	1,430,856.93			,856.93
3.				
2				

3				
1				
2				
4.				
1.	53,371,404.37			53,371,404.37
2.	16,846,862.56			16,846,862.56

2

3

5#	27,977,258.76	
	25,394,145.61	

21

	693,362,686.62	637,190,035.63
	693,362,686.62	637,190,035.63

1

1.	385,154,942.69	206,083,661.27	39,953,809.16	101,515,938.54	732,708,351.66
2.	55,172,584.52	71,627,696.05	18,285,578.70	6,398,674.88	151,484,534.15
1	180,594.58	16,797,865.99	18,285,578.70	5,943,974.89	41,208,014.16
2	54,991,989.94	54,829,830.06		454,699.99	110,276,519.99
3					
3.	38,299,907.54	2,015,330.73	2,347,502.90	914,471.42	43,577,212.59
1	11,474,905.00	1,474,895.99	1,780,406.77	783,390.85	15,513,598.61
2		540,434.74	567,096.13	131,080.57	1,238,611.44
3	26,825,002.54				26,825,002.54

4.	402,027,619.67	275,696,026.59	55,891,884.96	107,000,142.00	840,615,673.22
1.	25,642,329.48	30,341,491.65	14,802,813.84	24,731,681.06	95,518,316.03
2.	12,261,817.40	22,104,088.87	7,795,222.54	12,060,678.90	54,221,807.71
1	12,261,817.40	22,104,088.87	7,795,222.54	12,060,678.90	54,221,807.71
3.	2,155,401.66	266,240.19	1,692,890.95	579,560.08	4,694,092.88
1	724,544.73	45,532.26	1,325,812.63	493,070.13	2,588,959.75
2		220,707.93	367,078.32	86,489.95	674,276.20
3	1,430,856.93				1,430,856.93
4.	35,748,745.22	52,179,340.33	20,905,145.43	36,212,799.88	145,046,030.86
1.					
2.		1,958,698.17		248,257.57	2,206,955.74
1		1,958,698.17		248,257.57	2,206,955.74
3.					
1					
4.		1,958,698.17		248,257.57	2,206,955.74
1.	366,278,874.45	221,557,988.09	34,986,739.53	70,539,084.55	693,362,686.62
2.	359,512,613.21	175,742,169.62	25,150,995.32	76,784,257.48	637,190,035.63

	16,359,953.30	
1#	15,677,076.59	
5#	11,686,003.02	
7#	5,280,200.13	
8#		

PPP												
	368,045,325.38	199,133,875.10	105,349,795.15		37,687.36	304,445,982.89	85.06%	85.06%	2,341,672.01	2,341,672.01	4.04%	
PPP	325,241,800.00	133,443,604.33	139,029,201.16			272,472,805.49	83.78%	83.78%	446,600.00	446,600.00	6.09%	
	337,489,800.00	41,534,271.99	217,039,449.59			258,573,721.58	76.62%	76.62%	8,871,580.12	8,871,580.12	5.70%	
PPP	216,680,000.00	145,130,753.36	40,869,535.10			186,000,288.46	85.84%	85.84%	10,696,368.16	6,484,004.94		

PPP												
PPP	130,000,000.00	84,150,034.40	6,475,988.02		5,647,218.45	84,978,803.97	71.13%	71.13%	360,293.09	360,293.09	6.80%	
	242,994,600.00	89,862,017.11	3,190,682.92		11,855,855.02	81,196,845.01	51.96%	51.96%				
	86,313,400.00	75,852,138.86	2,246,052.29		302,307.34	77,795,883.81	90.63%	90.63%				
PPP	95,846,000.00	61,644,758.09	13,642,432.60			75,287,190.69	78.55%	78.55%	1,656,541.65	1,656,541.65	4.79%	
PPP	172,270,300.00	59,309,851.37	4,769,239.42		320,000.00	63,759,090.79	37.43%	37.43%				
PPP	56,179,400.00	29,573,423.41	20,703,903.97			50,277,327.38	89.49%	89.49%				
PPP	86,499,300.00	32,220,864.80	16,308,358.56			48,529,223.36	56.10%	56.10%				
4	62,535,700.00	26,481,361.55	18,617,575.19			45,098,936.74	72.12%	72.12%				
PPP	159,530,000.00	1,423,237.33	41,577,320.89			43,000,558.22	26.95%	26.95%				
	250,266,400.00	14,445,800.74	68,673,224.21	40,578,929.21		42,540,095.74	33.21%	33.21%	262,302.82	262,302.82	4.75%	
	124,688,800.00	27,028,204.81	-1,399,870.54			25,628,334.27	20.55%	20.55%				

PPP													
PPP	103,647,200.00		21,805,838.05			21,805,838.05	21.04%	21.04%					
15+1 PPP	200,000,000.00	20,667,687.32	576,641.84		983,600.00	20,260,729.16	10.86%	10.86%					
	170,000,000.00	15,570,635.86	2,141,496.76	1,828,168.21		15,883,964.41	28.90%	28.90%					
PPP	81,748,700.00	13,511,074.59	18,867.92			13,529,942.51	16.55%	16.55%					
	153,441,200.00	15,683,553.44	19,959,272.25	23,375,146.89		12,267,678.80	28.72%	28.72%					
8 PPP	114,836,700.00		12,175,992.10			12,175,992.10	10.60%	10.60%					
	352,798,100.00	282,789,077.36	30,919,683.58		307,976,227.36	5,732,533.58	88.92%	88.92%	17,853,847.86	9,253,547.30	4.92%		
	191,122,500.00	189,578,533.16	745,070.52		190,323,603.68		99.58%	99.58%					
	43,316,000.00	34,824,976.19	84,374.51		34,909,350.70		80.59%	100.00%					
	34,869,264.82	15,096,14.10	16,908,377.27		32,004,491.37		91.78%	100.00%					
	110,402,	98,053,6	3,376,85		101,430,		92.7	100.					

PPP	900.00	73.50	0.82		524.32		8%	00%				
PPP	80,450,900.00	73,458,134.22	787,516.07		74,245,650.29		94.57%	100.00%	4,687,158.89	461,337.87	4.90%	
	16,500,000.00	15,781,845.04	668,071.12	16,449,916.16			99.70%	100.00%				
	19,500,000.00	15,471,760.41	2,999,681.87	18,471,442.28			94.73%	100.00%				
	7,087,233,100.77	3,117,365,728.19	1,415,163,355.25	100,964,359.53	804,136,099.64	3,627,428,624.27			133,416,563.51	70,715,389.33		--

1 PPP 44,099,583.75 24,527,219.62  
19,572,364.13 PPP

2 11,855,855.02

3 307,976,227.36 306,810,718.61  
1,165,508.75

4 190,323,603.68

5 34,909,350.70 19,909,350.70  
15,000,000.00

6 32,004,491.37 15,072,183.36  
16,023,217.10 PPP  
909,090.91

7 PPP 101,430,524.32 49,421,319.91  
50,509,204.41 PPP  
1,500,000.00

8 PPP 74,245,650.29 62,544,504.54  
11,500,000.00  
201,145.75

9 PPP 15+1 PPP

3



1.	10,164,731.03	4,778,022.28	1,402,849.28	1,900,960.97	11,088,916.52	44,463,842.40		73,799,322.48
2.	4,327,807.80	600,000.00	453,102.76	2,637,313.41	3,024,249.96	31,061,226.96		42,103,700.89
1	4,327,807.80	600,000.00	453,102.76	2,637,313.41	3,024,249.96	31,061,226.96		42,103,700.89
3.	590,685.49							590,685.49
1								
2	590,685.49							590,685.49
4.	13,901,853.34	5,378,022.28	1,855,952.04	4,538,274.38	14,113,166.48	75,525,069.36		115,312,337.88



28

1

RemedX Remediation Service Inc.	39,192,110.28				1,658,040.26	37,534,070.02
	39,192,110.28				1,658,040.26	37,534,070.02

2017 3 31 7,336,461.37      2020 12 31 RemedX Remediation Service Inc. 37,534,070.02

2

1

29,933,023.97	RemedX Remediation Service Inc.	39,263,294.57		
5,584,279.43	RemedX Remediation Service Inc.	1,659,560.52		
2,016,766.62	RemedX Remediation Service Inc.	3,585,368.00		

2

37,534,070.02			5	
			5	28
				5
				5

			5%-29%	0%
			5	0%
				0%
			WACC	
			Duff&Phelps( )	
			14%	22% 25%

29

	6,368,096.15	3,925,613.69	1,949,711.32	8,343,998.52
	7,000.03		7,000.03	
	3,530,751.44		824,519.40	2,706,232.04
	9,905,847.62	3,925,613.69	2,781,230.75	11,050,230.56

30

/

1

	418,363,881.74	66,716,806.88	260,081,333.65	39,314,408.20
	64,173,684.98	11,475,626.03	48,344,205.16	8,493,777.63
	58,785,420.19	13,605,545.39	55,259,715.74	12,572,630.33
	12,504,431.65	1,987,431.65	10,233,010.05	1,539,961.23
	121,713,090.52	18,256,963.58	93,569,905.28	14,035,485.80
	7,763,985.00	1,164,597.75	3,098,600.00	464,790.00
	683,304,494.08	113,206,971.28	470,586,769.88	76,421,053.19

2

--	--	--

	33,285,327.67	8,987,038.47	34,672,543.89	9,361,586.85
	185,127.04	49,984.30	193,304.90	52,192.32
	33,470,454.71	9,037,022.77	34,865,848.79	9,413,779.17

2017

RemedX Remediation

Service Inc.

3

		113,206,971.28		76,421,053.19
		9,037,022.77		9,413,779.17

4

		35,306,366.04

	191,473,828.82		191,473,828.82	127,171,625.70	127,171,625.70
	48,226,415.09		48,226,415.09		
	30,806,030.50		30,806,030.50	32,720,155.50	32,720,155.50
	4,517,693.00		4,517,693.00		
	275,023,967.41		275,023,967.41	159,891,781.20	159,891,781.20

48,226,415.09

2020 12 31

32

1

	41,900,000.00	79,245,731.65
	1,624,560,690.45	780,539,313.53
+	70,238,400.56	156,476,480.80
+	20,000,000.00	15,000,000.00
+	85,000,000.00	
	3,320,589.31	
	1,845,019,680.32	1,031,261,525.98

2

33

	7,763,985.00	3,098,600.00
	7,763,985.00	3,098,600.00

	7,763,985.00	3,098,600.00

34

35

	127,790,000.00	241,625,391.15
	910,342,217.34	655,551,616.38
	1,038,132,217.34	897,177,007.53

36

1

	371,632,319.18	364,184,976.49
	1,692,635,052.87	1,181,747,599.38
	146,673,523.21	88,507,685.98
	2,210,940,895.26	1,634,440,261.85

2

1

37

38

	324,800,905.72	214,411,210.06
	380,498.84	686,058.96
	325,181,404.56	215,097,269.02

39

1

	51,403,444.99	440,263,923.17	439,970,166.28	51,697,201.88
-	389,872.90	7,469,492.26	7,857,912.81	1,452.35
	51,793,317.89	447,733,415.43	447,828,079.09	51,698,654.23

2

1	50,657,635.71	409,997,846.29	409,924,180.39	50,731,301.61
2		6,214,873.48	6,214,273.48	600.00
3	174,185.86	10,941,450.48	11,008,354.44	107,281.90
	155,042.00	10,396,103.04	10,448,379.70	102,765.34
	11,386.92	307,400.16	318,700.28	86.80
	7,756.94	237,947.28	241,274.46	4,429.76
4	547,673.40	10,921,638.00	10,684,947.90	784,363.50
5	23,950.02	2,188,114.92	2,138,410.07	73,654.87
6				
7				
	51,403,444.99	440,263,923.17	439,970,166.28	51,697,201.88

3

1	283,075.52	7,116,005.41	7,397,691.68	1,389.25
2	12,447.14	232,158.60	244,542.64	63.10
3				
4	94,350.24	121,328.25	215,678.49	
	389,872.90	7,469,492.26	7,857,912.81	1,452.35

40

	104,824,433.60	71,415,873.02

	27,561,714.54	14,310,510.35
	617,439.59	3,775,453.95
	13,372,000.40	10,167,004.28
	7,338,662.87	5,345,299.86
	25,597.34	206,944.24
	294,640.16	9,438.07
	2,566,619.21	2,019,111.57
	156,601,107.71	107,249,635.34

41

		5,423,293.71

	49,497,362.62	33,559,316.27
	3,195,334.05	11,205,334.05
	5,756,136.22	5,619,614.19
	131,045,335.45	101,337,836.86

2 1

42

43

	362,291,095.88	642,823,400.00
	49,757,835.07	45,799,854.45
	48,203.50	
	414,197,134.45	688,623,254.45

1 " 20,990.00 " + " 5,034.46  
 " + " 7,518.97 " + + " 2,325.10  
 360.58

44

	62,736,264.24	
	59,000,000.00	99,000,000.00
	10,743,238.88	7,713,181.40
	122,321.22	
	132,601,824.34	106,713,181.40

		408,000,000.00
	143,500,000.00	207,850,000.00
	204,644.00	
+	+	436,599,000.00
+		1,270,361,939.70
+		100,817,400.00
		1,951,482,983.70
		1,442,458,303.50

4.545%-6.80%

46

1

	356,239,396.66	329,542,279.53
	356,239,396.66	329,542,279.53

2

	430,000,000.00	2018-7-5	6	292,039,121.57	329,542,279.53		3,437,417.30	30,201,993.17		67,458.74	356,239,396.66
	--	--	--	292,039,121.57	329,542,279.53		3,437,417.30	30,201,993.17		67,458.74	356,239,396.66

3

2018 7 5

" " " " 4.30 2024 7 5

2019 1 11 2024 7 5

1 14.30 /

2019 4 8 2019

2019 4 9 12.45 / 2

2019 7 11 2018 " "

12.38 / 2019 7 11 2020 6 3 2019

" " 12.28 / 2020 6 3

2020 7 20 A 49,871,023 2020 8 4  
 " " "  
 " 12.20 / 2020 8 4  
 2019 " " 2019  
 " "  
 100.3112 / 2019 4 15 4 19  
 " " 21  
 2,106.53  
 2020 12 31 3,572.00 A 26,821

4

47

48

	25,871,532.90	50,984,547.98
	25,871,532.90	50,984,547.98

1

	25,871,532.90	50,984,547.98

2

49

50

	11,934,358.18	10,756,095.90	
	9,651,082.67	9,111,792.93	
	63,438,125.30	62,973,654.76	
	85,023,566.15	82,841,543.59	--

51

	204,415,738.61	87,890,926.60	35,544,905.67	256,761,759.54	
	204,415,738.61	87,890,926.60	35,544,905.67	256,761,759.54	--

								/
2018	5,000,000.00	45,800,000.00					50,800,000.00	
PPP	31,200,000.00	2,000,000.00					33,200,000.00	
	30,755,555.55			1,066,666.68			29,688,888.87	
	18,747,573.97						18,747,573.97	
2020		15,600,000.00		45,882.35			15,554,117.65	
2014	13,833,333.33			500,000.00			13,333,333.33	
	12,053,323.00						12,053,323.00	

8,750,000.00 1,750,000.00



	9,100,000.00						9,100,000.00	
2019	7,500,000.00						7,500,000.00	
		5,000,000.00		29,325.5				

	1,000,000.00						1,000,000.00
	961,111.08			33,333.36			927,777.72
2014	943,181.80			34,090.92			909,090.88
	800,000.00						800,000.00
2018		770,000.00		11,631.42			758,368.58
	400,000.00	330,000.00					730,000.00
2012	737,777.82			26,666.64			711,111.18
	625,000.00						625,000.00
		600,000.00					600,000.00
		600,000.00					600,000.00
	560,000.00						560,000.00
	558,000.00						558,000.00

		300,000.00					300,000.00	
VOCs	250,000.00						250,000.00	
	250,000.00						250,000.00	
	200,000.00						200,000.00	
2017	200,000.00						200,000.00	
Khin Cho Aye ( ) 2019	200,000.00						200,000.00	
2017	500,000.00			500,000.00				
	15,000,000.00						15,000,000.00	

2019

2、			[2014]129		
2014	1,500.00	2014	750.00	2017	750.00
			2017		
3			2017		
-			50.00	2020	
4				2017	01
			1,500.00	2018	
			2020		
5、				2019	
-			200.00	2020	
6、			2016		
-				140.00	
2020					
7			2016		
-				120.00	
2020					
8			PPP		
	90.9090	2019			
PPP	2020				
9				2017	
	-		-		
80.00		2020			
10			[2017]8	2017	
	1,100.00	2017			PPP
	2020				
11			[2018]74	2017	PPP

PPP	82,503,900.00	82,503,900.00
	62,549,778.00	60,630,000.00
	44,292,200.00	44,292,200.00
	35,000,000.00	35,000,000.00
	4,471,697.80	
	228,817,575.80	222,426,100.00

2020 12 31  
 44,292,200.00 " " " 1 "

2019 10 " "

3,500  
 20.79%  
 35,000,000.00

53

		+ -					
	355,835,250.00	49,871,023.00			6,855.00	49,877,878.00	405,713,128.00

355,835,250 405,713,128 1  
 " " 2019 1 11  
 2019 1 11 2024 7 5 " " 846  
 6,855  
 " [2020]302 " 2020 7 20 A 49,871,023  
 2020 8 4

54

1

2018 7 5 4.30 2024 7 5 2019  
 1 11 A 14.30 /  
 2019  
 2019 4 9 12.45 / 2

2019 7 11 2018 " " 12.38  
 / 2019 7 11 2020 6 3 2019 "  
 " 12.28 / 2020 6 3 2020 7 20  
 A 49,871,023 2020 8 4  
 " " "  
 12.20 / 2020 8 4  
 2019 " " 2019  
 " "  
 100.3112 / 2019 4 15 4 19  
 " " 21  
 2,106.53

2

		128,771,957.77			25,351.34	128,746,606.43
		128,771,957.77			25,351.34	

57

	880,181.97	-1,400.0				-1,400.0		
		96.75				96.75		

10%

60

	762,510,487.36	527,545,029.95
+	-	
	762,510,487.36	527,545,029.95
	195,014,916.26	282,444,334.14
	8,445,884.10	23,283,622.75
	35,583,899.30	24,195,253.98
	913,495,620.22	762,510,487.36

1 0

2 0

3 0

4 0

5 0

61

	3,606,131,708.02	2,620,659,144.98	3,242,561,068.52	2,305,695,218.14
	3,286,116.65	1,911,354.83	1,042,994.04	1,102,856.87
	3,609,417,824.67	2,622,570,499.81	3,243,604,062.56	2,306,798,075.01

"

#

	1,364,070.18	1,398,268.94
	22,251.66	31,917.24
	2,922,354.58	2,889,290.16
	584,816.21	1,044,742.67
	25,365,161.14	17,516,847.78

63

	30,052,962.12	27,261,411.73
--	---------------	---------------

	193,026,308.22	163,589,734.49
--	----------------	----------------

66

	186,528,021.46	167,589,197.74
	208,770,218.71	175,723,052.79
	22,242,197.25	8,133,855.05
	-2,395,202.24	-3,445,228.27
	4,912,844.32	3,872,435.94
	3,487,876.08	1,803,316.90
	192,533,539.62	169,819,722.31

67

	10,603,200.00	5,178,300.00
2019	8,000,000.00	
	4,315,519.60	
	2,194,885.63	283,894.37
2019 6 Z 20702019	2,000,000.00	
	1,400,000.00	
	1,200,000.00	
	1,105,500.00	
	1,066,666.68	1,066,666.68
	1,013,055.49	
2019	800,000.00	
	800,000.00	
	750,000.00	
	800,260.34	806,912.91
2020	594,500.00	
2014	500,000.00	500,000.00
	500,000.00	
2018	500,000.00	
	500,000.00	
2017	500,000.00	
	327,100.00	
	321,290.23	29,239.87
	310,000.00	

	300,000.00	100,000.00
	278,700.00	
19 4	273,213.30	
	250,000.00	
	250,000.00	
	230,000.00	
	200,000.00	
2019	200,000.00	
	200,000.00	
2019	200,000.00	
	200,000.00	
	200,000.00	
2019	200,000.00	
2014		3,000,000.00
2018		2,260,300.00
		1,560,000.00
		1,000,000.00
2019		1,000,000.00
2019		1,000,000.00
		1,000,000.00
		700,000.00
		518,900.00
		500,000.00
2019		350,000.00
		329,900.00
2018		324,800.00
2019		283,100.00
2018		250,000.00
+		250,000.00
2019		230,676.00
2018		200,000.00
		200,000.00
2019		200,000.00
	1,496,055.72	4,016,221.7
	44,579,946.99	27,138,911.53

68

	2,654,484.41	479,931.50

	13,158,610.90	9,831,770.71
" "	-1,080,484.46	
		1,200,303.33
" "		-2,886,840.00
		-899,600.00
	14,732,610.85	7,725,565.54

1,080,484.46

69

70

	-4,665,385.00	-2,720,300.00
	-4,665,385.00	-2,720,300.00

71

	1,209,414.61	-5,206,999.96

72

73

	-1,333,156.77	-760,186.43

74

附注

		2,204,030.00	538,000.00
		13,000.00	13,000.00
		957.49	
		132,223.86	3,770,414.87
		2,350,211.35	4,321,414.87



		200,000.00	
2019		200,000.00	
2018			700,000.00
			300,000.00
	-2018		255,000.00
	- 5000		
	25		
2017			200,000.00
		138,000.00	749,030.00
		538,000.00	2,204,030.00
			--

75

		559,483.50	1,072,088.00
		239,003.13	2,293,223.46
		453,179.99	4,850,776.65
		1,251,666.62	8,216,088.11
			1,251,666.62

76

1

	49,810,827.16	45,362,383.28
	-37,166,512.56	-6,325,050.28
	12,644,314.60	39,037,333.00

2

	204,798,965.02
/	51,199,741.26
	-37,790,165.41
	2,576,304.44

	3,911,699.06
	14,253,284.02
	-21,378,853.47
	-398,172.66
	270,477.36
	12,644,314.60

77

" " " 57 "

78

1

	39,355,644.07	6,512,828.70
	123,751,508.26	82,516,811.91
	14,922,879.05	8,133,855.05
	123,200,905.63	116,324,210.96
	290,976,437.54	148,869,778.43
	5,705,180.47	1,700,224.79
	597,912,555.02	364,057,709.84

2

	51,084,200.19	51,633,302.66
	135,461,611.06	109,639,638.41
	33,460,357.05	27,076,476.32
	4,163,742.69	6,512,304.89
	15,126,436.15	12,745,905.32
	6,112,955.68	8,396,116.96
	124,037,656.87	193,421,194.65
	214,011,039.01	301,167,206.60
	559,483.50	1,072,088.00
		12,000,000.00

	1,085,078.75	2,629,694.12
	58,413,588.71	71,473,877.68
	643,516,149.66	797,767,805.61

3

	20,000,000.00	
PPP	11,302,962.16	
PPP	9,513,192.00	
	5,200,000.00	
	46,016,154.16	

4

		5,200,000.00
		2,000,000.00
		899,600.00
		8,099,600.00

5

	102,576,141.14	27,640,000.00
	73,270,698.00	185,630,000.00
	33,758,670.81	59,500,000.00
	209,605,509.95	272,770,000.00

6

	389,069,730.78	135,266,141.14
	59,655,118.93	41,504,719.78
	97,000,000.00	31,000,000.00
	545,724,849.71	207,770,860.92

79

1


3

4

	865,051,446.08	620,959,949.29
	45,760.52	9,891.64
	865,005,685.56	620,950,057.65

	323,346,930.61	
	268,226,695.46	
	1,207,502,806.32	
	127,426,745.83	
	382,081,276.28	
	5,500,000.00	
	3,117,126,447.26	--

82

2

RemedX Remediation Service Inc.	Calgary			
Bosco Envirotech Canada Limited.	British Columbia			

83

1

1,635.00

2

				= -					= -
		-7,763,985.00	-7,763,985.00				-4,665,385.00		-7,763,985.00
		-7,763,985.00	-7,763,985.00				-4,665,385.00		-7,763,985.00

84

1

2018	45,800,000.00	
2020	15,600,000.00	45,882.35
	10,603,200.00	10,603,200.00
2019	8,000,000.00	8,000,000.00
	5,000,000.00	29,325.52
	4,315,519.60	4,315,519.60
2020	3,311,926.60	
	2,194,885.63	2,194,885.63
PPP	2,000,000.00	

		2,000,000.00	
		1,750,000.00	
2019	AOX	1,500,000.00	
		1,240,000.00	
2018		1,160,000.00	17,522.66
		1,130,000.00	
		1,105,500.00	1,105,500.00
		1,100,000.00	
		1,013,055.49	1,013,055.49
2019		800,000.00	800,000.00
2018		780,000.00	
2018		770,000.00	11,631.42
		750,000.00	750,000.00
		800,260.34	800,260.34
		600,000.00	
		600,000.00	
2020		594,500.00	594,500.00
		510,000.00	
		500,000.00	
2018		500,000.00	500,000.00
		500,000.00	500,000.00
		500,000.00	500,000.00
		496,000.00	
		387,500.00	
		330,000.00	
		327,100.00	327,100.00
		310,000.00	310,000.00
		300,000.00	
		300,000.00	300,000.00
		278,700.00	278,700.00
4	19	273,213.30	273,213.30
		250,000.00	250,000.00
		250,000.00	250,000.00

	230,000.00		230,000.00
	200,000.00		200,000.00
	200,000.00		200,000.00
2019	200,000.00		200,000.00
	200,000.00		200,000.00
	200,000.00		200,000.00
2019	200,000.00		200,000.00
	1,025,500.00		
	1,026,907.64		1,026,907.64
	538,000.00		538,000.00
	124,551,768.60		36,765,203.95

2

85

1

2

3

4

--	--	--	--	--	--	--	--	--	--	--	--	--

	224,046,600.00	98.26%		2020 6 3		13,462,316.76	0%					
	326,292.73	88.00%		2020 5 22		-303,705.86	0%					

5

1												
1												
	2020 3			3,000.00						2020 3 27		
			2020 3									
2												
	2020 4			2,000.00						2020 4 10		
			2020 4									
3												
	2020 4			500.00						2020 4 15		
			2020 4									
4												
	2020 4					1,000.00						
					600.00		60.00%					
	400.00	40%	2020 4 23							2020 4		
5												
	2020 4			800.00						2020 4 27		
			2020 4									
6												
	2020 5			1,000.00						2020 5 7		
			2020 5									
7												



3 PT.BOSSCO ENVIRONMENTAL PROTECTION TECHNOLOGY

INDONESIA 2020 4 2020 4

2020 12 2020 12

2020 11 2020 11 2020

11 2020 11

**6**

**1**

**1**

				100%		
				100%		
				93.33%		
				80%		
				100%		
				80.52%		
				100%		
				100%		
				80%		
				100%		
				100%		

				80%	
				100%	
				100%	
				100%	
				80%	
				100%	
Bosco Envirotech Canada limited.		British Columbia		100%	
				60%	
				55.45%	
				95%	
				90%	
				51%	
				80%	
				99%	
				99.999995 8%	
				95%	
				100%	

			；	100%		
				55%		
				69%	1%	
				100%		
				80.12%		
				100%		
				100%		
			PPP	90%		
			PPP	83.57%		
				63.97%		
				88%	2%	
				75%		
				37.95%	0.76%	
				89.10%		
				100%		
				70%		
				80%		

				100%		
				60%	10%	
				100%		
				70%		
				80%		
BOSSCO-INDIA ENVIRO-TECH PRIVATE LIMITED		Chennai		100%		
				100%		
				100%		
				100%		
				60%		
				100%		
				70%		
				70%		
				79%	1%	
				100%		
				90%		

				100%	
				100%	
				100%	

2020	6								PPP
		2020	7		"	"	"	"	
					"	"	"	"	
				5913		2,897.37		49%	
				2,986.07	29.56	50.5%	0.5%		7
				4		"		100%	
		"	"			100%			"

2

		6.67%	1,238,963.05	19,364,559.10
		19.48%	2,132,363.81	8,753,287.04
		20.00%	-550,028.92	10,469,645.49
		49.00%	-67,214.81	52,108,249.81
		44.55%	-1,463,400.42	36,395,952.03

3

	116,591,624.51	361,452,966.73	478,044,591.24	51,886,638.88	145,648,500.00	197,535,138.88	106,141,784.27	372,433,810.23	478,575,594.50	54,992,800.27	161,648,500.00	216,641,300.27
	119,243,987.98	18,800,276.77	138,044,264.75	78,910,000.11	200,000.00	79,110,000.11	101,591,777.87	22,240,198.30	123,831,976.17	75,644,137.68	200,000.00	75,844,137.68
	18,509,971.76	277,391,750.67	295,901,722.43	80,227,228.94	163,326,465.98	243,553,694.92	20,126,686.59	283,626,869.91	303,753,556.50	82,480,229.65	166,175,154.76	248,655,384.41
	86,011,062.66	1,003,896,643.60	1,089,907,706.26	445,315,621.81	370,000,000.00	815,315,621.81	108,016,461.96	762,112,105.03	870,128,566.99	187,399,309.46	408,000,000.00	595,399,309.46

3,008,528.42 185,385,837.51 188,394,365.93 26,974,981.73 1,382,000.00

5

2

1

1

2020 7 3

0.76% 2,000.00 37.19% 24.10% 37.95% 2020 4 1

75.90%

2

2020 3 15

1,690.00 36.03% 63.97%

3

2020 12 31

2.00% 140.00 2020 12 31 80.52%

2

/	16,900,000.00	10,000,000.00	1,400,000.00
--	16,900,000.00	10,000,000.00	1,400,000.00
--			
/	16,900,000.00	10,000,000.00	1,400,000.00
/	16,843,342.13	9,999,415.48	841,068.00
	56,657.87	584.52	558,932.00
	56,657.87	584.52	558,932.00

3

1

				25%		
				18%	1%	
				23%		
				49%		
				18%		
				50.5%	0.5%	

2

	/	/
	8,389,840.27	
	2,441,629.00	
	139,858,996.48	
	148,248,836.75	
	89,119,166.75	
	89,119,166.75	
	59,129,670.00	
	30,156,131.70	
--		
--		
--		
	30,156,134.22	
	440.00	
	-110.00	
	-330.00	

	-330.00	

3

	/					/	

	-4,045,290.06	4,269.12	167,081.25	-272,269.13	10,625,827.97	163,250.09	-3,588.48	2,772,924.37	-470,310.87

4

5

6

7

8

4

5

6

1

	1,668,093,438.84			1,668,093,438.84
			83,548,886.33	83,548,886.33
	1,505,986,806.79			1,505,986,806.79
	146,518,002.75			146,518,002.75
	99,877,607.60			99,877,607.60
			977,114.00	977,114.00
	223,448,497.28			223,448,497.28

		1,031,261,525.98	1,031,261,525.98
	3,098,600.00		3,098,600.00
		897,177,007.53	897,177,007.53
		1,634,440,261.85	1,634,440,261.85
		106,761,130.57	106,761,130.57
		688,623,254.45	688,623,254.45
		99,000,000.00	99,000,000.00
		1,442,458,303.50	1,442,458,303.50
		329,542,279.53	329,542,279.53
		50,984,547.98	50,984,547.98
		178,133,900.00	178,133,900.00

2

			1	1 3	3
	1,668,093,438.84	1,668,093,438.84			
	1,505,986,806.79	1,505,986,806.79			
	83,548,886.33	83,548,886.33			
	146,518,002.75	146,518,002.75			

			1	1 3	3
	1,218,836,999.70	1,218,836,999.70			
	1,207,508,256.84	1,207,508,256.84			
	9,491,937.92	9,491,937.92			
	95,796,197.99	95,796,197.99			

3

	1	1-2	2-3	3	
	1,845,019,680.32				1,845,019,680.32
	7,763,985.00				7,763,985.00
	1,038,132,217.34				1,038,132,217.34
	1,488,912,457.59	414,155,032.10	194,541,546.11	113,331,859.46	2,210,940,895.26
	105,018,025.36	16,406,550.56	8,380,439.00	1,240,320.53	131,045,335.45
	414,197,134.45				414,197,134.45
	121,858,585.46				121,858,585.46
		352,617,388.20	236,658,894.20	1,362,206,701.30	1,951,482,983.70
				356,239,396.66	356,239,396.66
		24,126,257.88	1,745,275.02		25,871,532.90
	6,391,475.80	75,630,000.00	102,503,900.00		184,525,375.80

	1	1-2	2-3	3	
		319,358,400.00	126,855,000.00	996,244,903.50	1,442,458,303.50
	329,542,279.53				329,542,279.53
		35,955,309.03	15,029,238.95		50,984,547.98
	75,630,000.00	20,000,000.00	82,503,900.00		178,133,900.00

4

1

2020

( )

	/( )	/ / ( )	/
	5%	-11,190,218.73 /-9,511,685.92	-9,511,685.92
	-5%	11,190,218.73 /9,511,685.92	9,511,685.92

	/( )	/ / ( )	/
	5%	-5,748,623.61/-4,886,330.06	-4,886,330.06
	-5%	5,748,623.61/4,886,330.06	4,886,330.06

2

(

)

( )

2020

1,635

( )

	[ ] / ( )	/ / ( )	/
[ ]	5%	-4,912,867.32 / -4,175,937.23	-4,175,937.23
[ ]	5%	-2,816,254.99 / -2,393,816.74	-2,393,816.74
[ ]	-5%	4,912,867.32 / 4,175,937.23	4,175,937.23
[ ]	-5%	2,816,254.99 / 2,393,816.74	2,393,816.74

	[ ] / ( )	/ / ( )	/
[ ]	5%	-17,651.15 / -15,003.48	-15,003.48
[ ]	5%	-3,545,814.28 / -3,013,942.14	-3,013,942.14
[ ]	-5%	17,651.15 / 15,003.48	15,003.48
[ ]	-5%	3,545,814.28 / 3,013,942.14	3,013,942.14

5

	4,558,626,768.75	2,991,304,584.19
	2,777,880,640.79	1,997,133,695.67
	7,336,507,409.54	4,988,438,279.86
	62.14%	59.96%



	7,763,985.00			7,763,985.00
	7,763,985.00			7,763,985.00
	--	--	--	--

2

3

4

\      \

5

6

7

8

2020 12 31

9

1

2

" " " 1 "

3

" " " " 3 "

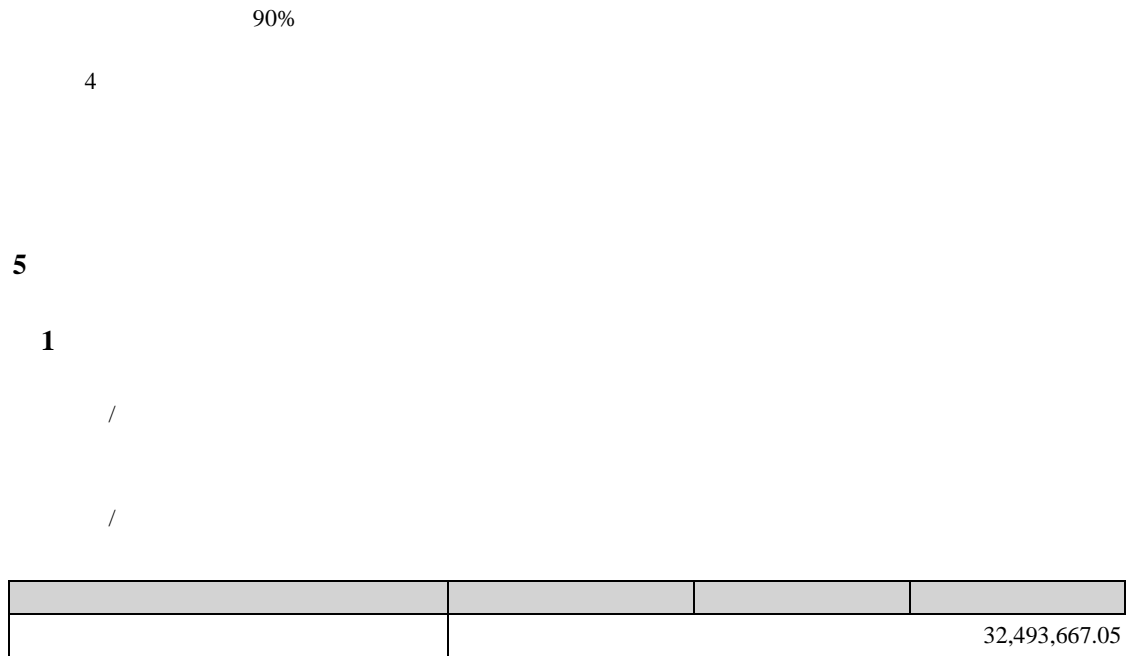
4


1 80% 4

2 80%

99%


3 80%



	12,785.00	2016/3/24	2029/3/25	
	5,179.00	2017/3/22	2039/3/29	
	4,981.00	2017/3/22	2039/6/26	
	3,540.00	2017/12/27	2039/12/27	
	3,880.00	2017/12/7	2034/12/6	
	14,550.00	2019/1/12	2036/1/17	
	15,700.00	2019/3/28	2036/12/20	
	4,998.00	2019/7/15	2041/7/14	
	19,500.00	2019/11/28	2027/12/25	
	11,453.86	2018/3/21	2037/2/26	
	6,200.00	2019/8/21	2036/8/22	
	15,664.00	2019/10/21	2040/3/8	
	6,524.00	2020/3/27	2037/3/27	
	5,000.00	2020/4/23	2037/4/20	
	5,200.00	2020/3/16	2037/3/14	
	2,000.00	2020/8/25	2023/8/25	
	4,585.31	2020/11/6	2037/6/20	
	40,800.00	2020/7/1	2035/5/21	
	10,000.00	2020/12/22	2024/6/30	
	200	2020/6/15	2023/6/19	
	300	2020/9/27	2023/9/25	
	1,000.00	2020/11/23	2022/11/23	
	760	2020/5/7	2023/5/8	
	240	2020/6/28	2023/6/20	
	575	2020/11/30	2023/11/23	
	554.99	2020/6/29	2024/6/29	
	310.77	2020/6/10	2023/7/30	
	794.92	2020/6/29	2024/6/29	
	35.55	2020/4/20	2024/7/20	
	228.66	2020/7/9	2026/6/30	
	228.27	2020/8/1	2026/7/31	
	126.74	2020/8/1	2026/7/31	
	62.33	2020/8/1	2026/7/31	
	126.39	2020/10/1	2026/10/1	
	2,000.00	2020/7/22	2023/12/27	

	15,348.00	2020/2/28	2024/8/27	

	22,227.00	2017/4/6	2023/10/20	
	2,185.00	2020/12/23	2021/6/22	
	1,900.00	2020/12/24	2021/6/23	
	2,315.00	2020/12/29	2021/6/25	
	23,142.73	2019/4/25	2025/11/10	
	990	2017/12/4	2023/1/11	
	1,696.32	2019/7/20	2023/4/7	
	32,913.21	2020/7/15	2023/12/16	
	4,820.00	2020/1/14	2023/5/6	
	19,600.00	2019/1/30	2024/2/13	
	1,100.00	2020/2/19	2023/2/18	
	1,023.99	2020/2/26	2023/2/25	
	902.8	2020/1/15	2023/1/14	
	3,555.00	2020/1/15	2023/1/14	
	5,130.70	2020/8/17	2023/8/16	
	1,469.67	2020/9/2	2023/9/2	
	3,414.60	2020/9/30	2023/9/30	




	30,000,000.00	2020-4-20	2020-12-02	
	27,000,000.00	2020-4-21	2020-10-23	3 2023 8 22

6

7

	6,465,154.38	5,216,603.04

8

6

1

		21,112,770.75	2,111,277.08	38,347,483.30	2,063,843.48
		14,305,326.33	1,430,532.63	14,305,326.33	1,430,532.63
		15,292,640.00	764,632.00		
		3,565,948.00	178,297.40		
		13,936,500.40	696,825.02		
		28,110,450.17	1,405,522.51		
		109,704.72	5,485.24		
		2,000,000.00	100,000.00		
		80,033.98	9,357.60	54,912.38	4,050.76
		98,513,374.35	6,701,929.48	52,707,722.01	3,498,426.87

2

		284,358.51	
		3,174,309.44	
			6,635,568.14
			862,623.86
		59,122,321.22	99,000,000.00
			220,194.33
		3,195,334.05	3,295,334.05
		44,292,200.00	44,292,200.00
		110,068,523.22	154,305,920.38

7

" " "

8

1

2

3

4

5

1

1

	40,927.99
	40,927.99

2

	4,429.22
	4,429.22

2

1

2

3

1

1

2020 12 31

"

"

"

"

4,000.00

2020 12 28

9.85%

44,991,970

2021 2 5

52,753,423

2021 2 4 24.09%

2

2021 3 22

2021 " " 7.68 /

121,713,938

30% 7.68 /

80%

2

	20,285,656.40
	20,285,656.40

2020

2020

2020 12 31

405,713,128

10

0.50

2020

3

4

1

2

3

4

5

6

7

8

1					
1	16,100.00	436.00	15,664.00	2020	
	234.17	4.04%			
2	4,400.00	520.00	3,880.00	2020	
	46.13	4.9%			
3	15,700.00		648.40		4.9%
	2020				
4	48,000.00	7,200.00	40,800.00		
		9,890.00	500.00		9,390.00
	2020	2,460.53	4.73%		
5	6,500.00	300.00	6,200.00	2020	
	318.04	5.28%			
6	11,693.14	239.28	11,453.86	2020	
	436.17	4.65%			
7					
	15,000.00		450.00		14,550.00
		6,254.98	2020		925.35

8	4.92%					
		5,000.00	2.00	PPP	4,998.00	,2020
		218.82	5.39%			
9				PPP		
6,524.00		2020	303.19		5.26%	
10						
19,500.00		2020	887.16		5.7%	
11				PPP		
5,000.00		2020	165.65		4.79%	
12				PPP		
4,585.31		2020	36.3		6.80%	
13						
10,400.00		2020	320.99		7.15%	
14					1-3#	
		990.00	2020		26.23	
4.75%						
15				PPP		
		2,000.00	2020	44.66	6.09%	
2						
		2,395,202.24				
3						
1						
<hr/>						
		72,532,528.74	7,824,461.62	1,671,495.14	72,532,528.74	3,989,464.40
		15,298,636.36	6,782,128.79		15,298,636.36	3,875,428.67
		55,876,404.90	4,675,884.94	248,257.57	52,208,651.91	482,965.86

15,424,424.05      2,656,500.23

6,595,650.70      2,394,604.35

3,569,999.99      224,540.02

858,403.23      226,748.13

822,154.41      173,667.69



208565		1,571,796.00	1,364,160.00	207,636.00
2020 6 29				
222020066622			494,027.59	468,800.00
25,227.59		1.00		
2020 7 24				
208379		1,576,224.00	1,368,000.00	
208,224.00				
2020 7 13				
	CNPK-XZ/HW20204500000180SF		( )	
243,285.84	227,200.08	16,085.76		
2020 10 27				
222020097980			949,755.34	900,900.00
48,855.34		1.00		

1

1

	10,309,175.96	0.45%	10,309,175.96	100.00%		7,710,684.92	0.57%	7,710,684.92	100.00%	
	10,309,175.96	0.45%	10,309,175.96	100.00%		7,710,684.92	0.57%	7,710,684.92	100.00%	
	2,267,546,827.64	99.55%	222,715,241.02	9.82%	2,044,831,586.62	1,337,782,030.74	99.43%	116,798,108.48	8.73%	1,220,983,922.26
	2,267,546,827.64	99.55%	222,715,241.02	9.82%	2,044,831,586.62	1,337,782,030.74	99.43%	116,798,108.48	8.73%	1,220,983,922.26
	2,277,856,003.60	100.00%	233,024,416.98		2,044,831,586.62	1,345,492,715.66	100.00%	124,508,793.40		1,220,983,922.26

	4,090,000.00	4,090,000.00	100.00%

	2,724,491.04	2,724,491.04	100.00%	
	2,646,500.00	2,646,500.00	100.00%	
	420,000.00	420,000.00	100.00%	
	151,000.00	151,000.00	100.00%	
	148,240.00	148,240.00	100.00%	
	118,362.42	118,362.42	100.00%	
	10,582.50	10,582.50	100.00%	
	10,309,175.96	10,309,175.96	--	--

1	1	1,483,164,620.89	74,158,231.05	5.00%
1-2	2	476,171,833.15	47,617,183.31	10.00%
2-3	3	209,920,312.94	41,984,062.58	20.00%
3-4	4	72,356,762.47	36,178,381.23	50.00%
4-5	5	15,779,576.72	12,623,661.38	80.00%
5		10,153,721.47	10,153,721.47	100.00%
		2,267,546,827.64	222,715,241.02	--

10,41 Tm022Q95.72 ref

1	1	1,483,164,620.89
		476,171,833.15



2

1

( )		
	1,943,374.31	
	1,943,374.31	

2

1

1

3

3

1

	502,645,797.16	353,585,861.46
	49,680,176.83	70,428,582.71
	68,416,310.00	
	5,000,000.00	
	1,098,548.05	450,570.70
	5,558,400.23	5,078,425.93
	632,399,232.27	429,543,440.80

2

	12	( )	( )	
2020 1 1	12,523,715.37	46,100,808.63		58,624,524.00
2020 1 1				
--				

2020 12 31	16,423,364.77	86,667,321.70		103,090,686.47

1 1		328,467,295.27
1 2		161,761,094.74
2 3		51,391,936.98
3		90,778,905.28
3 4		42,075,397.98
4 5		47,641,907.30
5		1,061,600.00
		632,399,232.27

3

	58,624,524.00	44,466,162.47			103,090,686.47
	58,624,524.00	44,466,162.47			103,090,686.47

4

5

		98,474,577.99	1	15.57%	7,065,609.63
		68,416,310.00	1	10.82%	3,420,815.50

		63,008,400.00	2	9.96%	43,360,115.00
		48,772,090.97	3	7.71%	11,473,388.31
		47,736,159.52	4	7.55%	5,374,405.62
	--	326,407,538.48	--	51.61%	70,694,334.06

1 1 55,636,963.29 1-2 42,837,614.70  
 2 1 14,500.00 1-2 493,900.00 2-3 2,800,000.00 3-4 16,700,000.00  
 4-5 43,000,000.00  
 3 1 5,891,081.60 1-2- 14,903,415.07 2-3 14,334,348.10 3-4 13,643,246.20  
 4 1 19,324,402.05 1-2 12,313,536.62 2

	48,000,000.00					48,000,000.00	
	280,000,000.00					280,000,000.00	
	20,000,000.00					20,000,000.00	
	33,242,500.00	1,829.00	841,068.00			32,403,261.00	
	226,000,000.00		226,000,000.00				
	10,000,000.00					10,000,000.00	
	30,000,000.00					30,000,000.00	
	63,224,600.00					63,224,600.00	

	81,000,000.00					81,000,000.00	
	140,256,700.00					140,256,700.00	
	49,760,000.00					49,760,000.00	
	68,664,400.00					68,664,400.00	
	23,999,999.00					23,999,999.00	
	24,700,000.00					24,700,000.00	
	35,000,000.00					35,000,000.00	
	20,000,000.00		20,000,000.00			0.00	
	20,000,000.00					20,000,000.00	
	54,440,600.00					54,440,600.00	
	29,160,000.00					29,160,000.00	

49,927,100.00

	48,750,000.00					48,750,000.00	
	24,405,570.00		24,405,570.00			0.00	
	17,150,000.00					17,150,000.00	
	20,318,076.08					20,318,076.08	
	500,000.00					500,000.00	
	10,000,000.00					10,000,000.00	

2

	2,998,705,514.99	2,277,293,436.53	2,784,040,298.41	2,019,858,615.87
--	------------------	------------------	------------------	------------------

" " " 39 "

25.74

5

	277,233.96	479,931.50
	13,998,856.68	9,754,099.93

	45,117,946.99	
	3,396,226.42	
	-4,665,385.00	
	3,306,000.00	
	-864,478.17	

		/	/
	9.27%	0.52	0.53
	6.97%	0.39	0.41

3

4

2020

2021 4 19