

2021

2022-021



1			
2			
3			
4	2021		
5			
		265,657.70	26.40%
		-51,476.83	363.96%
		-56,677.46	
486.46%			
		1	
		2	
		3	2021
		4	2021

5

PPP

18

7

20

5

PPP

PPP

216

61

2

2021 12 927,206.83
75.60%

3

2021 -40,569.14

4

2021 26.40%
363.96%
486.46% " "

"

" "

" " 4

"

9

2021

2021

2021

.....	1
.....	9
.....	14
.....	67
.....	92
.....	98
.....	120
.....	128
.....	129
.....	133

2021

		Bossc EnviroTech Canada Limited
		RemedX Remediation Service Inc.
		2016
		2018
		2020 A
		2021

			300422
			Guangxi Bossco Environmental Protection Technology Co.,Ltd.
			Bossco
			101
			530007
			2020 " " 101 " 2021 5 18
			101
			530007
			www.bossco.cc
			bskdb@bossco.cc

	101	101
	0771-3225158	0771-3225158
	0771-3225158	0771-3225158
	bskdb@bossco.cc	chengzx@bossco.cc

	www.cninfo.com.cn

--	--

	146	17	1702

	1088 23		2019.06.14-2021.05.21
	35		2021.05.21-2023.12.31

	2021	2020		2019
	2,656,577,027.03	3,609,417,824.67	-26.40%	3,243,604,062.56
	-514,768,343.86	195,014,916.26	-363.96%	282,444,334.14
	-566,774,570.76	146,659,523.32	-486.46%	259,377,506.32

/	-1.0196

	570,808,671.12	957,859,940.43	813,462,904.32	314,445,511.16
	46,489,058.02	41,003,184.50	24,528,866.21	-626,789,452.59
	30,719,705.69	23,391,219.58	21,240,356.55	-642,125,852.57
	-174,861,682.43	-261,655,829.45	-181,921,081.75	212,747,184.51

1

2

3

	2021	2020	2019	
	239,503.30	11,825,454.13	9,071,584.28	

	59,983,934.70	45,117,946.99	28,537,120.26	
		3,396,226.42		
			1,200,303.33	

1

" " " "

1

" " " " " " " "

2021-2035

" " " " " " " "

2021 6

" " " " " "

" " " " " "

2

2021

2021 6

2021 12

" "

" "

2025

2035

2035

"

3

" "

" "

2025

60%

70 /

" "

2021

2021 12

" " "

100

2025 " "

4

"

"

2022 1


2022—2025

2025

1.3

2

1



2

1

UBEF

MCO MCI

UBEF

UBEF

TN 1.0mg/L III



2

—

"

" 2019

ADC



3

"

"

"

"

BTU


RTTU

MTTU

OTTU

GS1302-04/14/15/26

T705




90%

B

2

GS1302-04/14/15/26



50%

20%

含砷含重金属废物生物法
控制污染主反应层

以植物种属或动物粪便等有机物为还原剂

主反应层中
比菌活性增加
砷和重金属比强
—加入稳定还原剂

修复前


修复后


4

— GB5085.3-2007 100mg/l 5mg/l

EPC

1000t/a





5

/

/

2020

7

"

"

—

10

GB 18466-2005

300m³/d

75000m³/d




6

o



7

CNAS CMA CATL



3

1 EP

EP Engineering Procurement

" - "

2 EPC

EPC Engineering Procurement Construction " - - "

EPC

3 ' ' PPP

PPP Public Private Partnership

4 ' - - ' BOT

BOT Build Operation Transfer " - - "

EPC EP

BOT

EPC

5 O&M

O&M Operation & Maintenance

TOT - - BOO - -

4

	2021 1-12		2020 1-12	
	1,820,628,959.98	68.53%	3,058,067,767.21	84.73%
1	1,541,479,016.12	58.03%	2,646,118,704.24	73.31%
2	278,844,231.24	10.50%	410,268,676.05	11.37%
3	305,712.62	0.01%	1,680,386.92	0.05%
	222,001,557.73	8.36%	208,742,404.15	5.78%
	605,231,746.37	22.78%	339,321,536.66	9.40%
	8,714,762.95	0.33%	3,286,116.65	0.09%
	2,656,577,027.03	100.00%	3,609,417,824.67	100.00%

265,657.70

154,147.90

PM#2 - 45,000m³/d

EPC

EPC

— — EPC

27,884.42

GS1302-04/14/15/26

		22,200.16				
2021		60,523.17	78.37%			
PPP		PPP				PPP
		"	"			
45				23	386	3.64%
	" MCO	" 4	" "	" "		"
" "		" "		"	2021	
	"			"	2021	
		1	Erco Chemetics	Eka		
	" "					
ECF	1,500	AOX	80%	3	COD	45
		2018		2018		
2019		2		-	-	
						100

70%	56	m ³	55	m ³	COD	1,600
						2016
3						
			3			
			MCO	MCI		
	GB18918-2002		A			
					SBR	
4						
"	+	"				
	/				85%	HW08
						3‰
			50%			
"	2019		"			-
			"			"
			6,000		CNAS	CMA
						300
	3,000					
			9			
			—	—		
						2021
			"	-	-	-
						"
	7			1		
			"	2021		"
			"	2021		"

1,514		28.18%	132	565	35	307
	1	"	"	2	"	"
		1		2		1
1						

7	2018		AB18281002		
8	2019	-	AD19110156		
9	2019		AB19259013		
10	2021		AB21196064		
11	2021	-	AB21196037		
12	2019		[2019]48		
13	2021		[2021]46		

2

386

45

327

14

111

1		ZL201710548231.X	2021-01-19
2	- []	ZL201810855638.1	2021-02-05
3		ZL201710832894.4	2021-05-14
4		ZL201710548223.5	2021-07-02
5		ZL201810042938.8	2021-07-30
6		ZL201810402004.0	2021-08-06
7	-	ZL201811232088.4	2021-09-14
8	-FeOOH	ZL202110619367.1	2021-09-28
9		ZL201910821384.6	2021-12-03
10		ZL202011422108.1	2021-12-07
11	-FeOOH	ZL202111035470.8	2021-12-07
12		ZL201910543305.X	2021-12-21
1		ZL202021726664.3	2021-01-19
2		ZL202020221791.1	2021-01-19
3		ZL201921287841.X	2021-01-29
4	PCB	ZL202020789971.X	2021-01-29
5		ZL202020693405.9	2021-01-29

6		ZL201921840107.1	2021-02-02
7		ZL202020188914.6	2021-03-02
8		ZL202021737234.1	2021-03-26
9		ZL202021479521.7	2021-04-13
10		ZL202021481297.5	2021-04-20
11		ZL202021481298.X	2021-04-20
12		ZL201921868751.X	2021-04-20
13		ZL202021197198.4	2021-05-11
14		ZL202021651153.X	2021-05-14
15		ZL202021972226.5	2021-05-14
16		ZL202021970307.1	2021-05-18
17		ZL202021972216.1	2021-05-18
18		ZL202021972208.7	2021-05-18
19		ZL202022227553.4	2021-06-11
20		ZL202021970301.4	2021-06-15
21		ZL202022025111.1	2021-06-18
22		ZL202021007334.9	2021-06-18
23		ZL202022025055.1	2021-06-22
24		ZL202022062133.5	2021-06-25
25		ZL202022490166.X	2021-06-25
26		ZL202022489510.3	2021-06-25
27		ZL202022596592.1	2021-06-29
28		ZL202022599317.5	2021-06-29
29		ZL202022596572.4	2021-07-13
30		ZL202022596590.2	2021-07-13
31		ZL202022599357.X	2021-07-06
32	07	ZL202022599322.6	2021-07-09
33		ZL202022599331.5	2021-07-09
34		ZL202022599334.9	2021-07-13
35		ZL202022596563.5	2021-07-20
36		ZL202022596565.4	2021-07-27
	0-26	ZL202022596565.4	2021-07-27

40		ZL202022596527.9	2021-08-03
41		ZL202022489457.7	2021-08-06
42		ZL202021743156.6	2021-08-06
43		ZL202021743171.0	2021-08-06
44		ZL202021726267.6	2021-08-06
45		ZL202021728276.9	2021-08-06
46		ZL202022596557.X	2021-08-17

47

74		ZL202120781216.1	2021-12-21
75		ZL202120519214.5	2021-12-21
76		ZL202120424768.7	2021-12-21
77		ZL202120526876.5	2021-12-21
78		ZL202120519267.7	2021-12-21
79		ZL202120567154.4	2021-12-21
80		ZL202120610617.0	2021-12-21
81		ZL202120680582.8	2021-12-21
82		ZL202121317859.7	2021-12-21
83		ZL202121339911.9	2021-12-21
84		ZL202121528411.X	2021-12-21
85		ZL202121503121.X	2021-12-21
86		ZL202121318466.8	2021-12-21
87		ZL202121516310.0	2021-12-21
88		ZL202120519156.6	2021-12-21
89		ZL202121251353.0	2021-12-21
90		ZL202121155895.8	2021-12-21
91		ZL202121417471.4	2021-12-21
92		ZL202120983598.6	2021-12-24
93		ZL202120983556.2	2021-12-28
94		ZL202120983563.2	2021-12-28
95		ZL202120982564.5	2021-12-28
96		ZL202120983539.9	2021-12-28
97		ZL202120982609.9	2021-12-28
1	BTTU	ZL202130143131.6	2021-08-06
2	RTTU	ZL202130143413.6	2021-08-06

3

1

		212043000458	2021.06.30		2021.06.30-2024.06.29	

2

		D24500602 3	2021.05.19		2021.05.19- 2022.12.31	
		D34500602 0	2021.05.19		2021.05.19- 2024.08.09	
		D34300488 2	2020.08.11		2020.08.11- 2022-06-30	
		D34510967 3	2021.02.25		2021.02.25- 2026.02.25	

3


		JZ 2021 000517	2021.02.20		2021.02.20- 2024.02.20	
		JZ 2021 002157	2021.08.31		2021.08.31- 2024.08.31	
		JZ 2010 000110	2010.07.26		2021.12.22- 2024.12.22	

4

7>

--	--	--	--	--	--	--

2025(4)-6(.)10(1)02157



		-2021011		2021.08.24- 2024.8.23	
		91450100M A5Q1EJC2 X01	2021.09.18		

91450100M
A5Q1EJC2

2021.09.18

2021.09.18

5

2019

2018

25

"

"

2019 36

6

2021

2021 573

63

7

2021

"

"

2021 135

"

"

2021 166

"

"

2021 136

" 2021

"

2021 2077

8

CMA

CMA

3,100

1,600

1,500

31

9

CNAS

2018 12

CNAS

L6627

ISO/IEC 17025 2017

CNAS-CL01

2024 12

26

2019 5

CNAS L12306

CNAS CL01:2018

CNAS-CL01-A002:2018

125

2025 5 29

1

2021	265,657.70	26.40%		
-51,476.83	363.96%	60,523.17	78.37%	36.57
	6.93%			

16.03%

18.89%

2021

2022

2021

		36.57	6.93%	
25.26	69.09%	2.76	7.54%	6.56
17.94%	1.92	5.24%	370	220
	60%			

EPC

5 1

16

EPC

9

1.22

1.5

1

220% 11

1,000

6

				140%
		116.48	52.33	PPP
				64.15
EP EPC	54.47%		42.20%	3.29%
	EP EPC	95.12%		4.88%
"				1+1 2
				PPP
			216	61
168		55		
				EP EPC
				PPP
				7 PPP
				PPP
		60,523.17	78.37%	
34.34%				18
7		20		5
				PPP

2021	11								22
			111		12				
	386		45		327			14	
2021							2021		
					" 2021				"
" 2021					"				"
"			2021						
100			50						
"									Outhay
Singdala					"				"
100									
2021									
"	"	"	"	"	"	"	"	"	"

2021

2

1

	2021		2020		
	2,656,577,027.03	100.00%	3,609,417,824.67	100.00%	-26.40%
	2,656,577,027.03	100.00%	3,609,417,824.67	100.00%	-26.40%
	1,820,628,959.98	68.53%	3,058,067,767.21	84.73%	-40.46%
1	1,541,479,016.12	58.03%	2,646,118,704.24	73.31%	-41.75%
2	278,844,231.24	10.50%	410,268,676.05	11.37%	-32.03%
3	305,712.62	0.01%	1,680,386.92	0.05%	-81.81%
	222,001,557.73	8.36%	208,742,404.15	5.78%	6.35%
	605,231,746.37	22.78%	339,321,536.66	9.40%	78.37%
	8,714,762.95	0.33%	3,286,116.65	0.09%	165.20%
	2,656,577,027.03	100.00%	3,609,417,824.67	100.00%	-26.40%
	348,593,361.32	13.12%	583,539,516.52	16.17%	-40.26%
	1,301,920,880.35	49.01%	1,541,063,514.55	42.70%	-15.52%
	304,347,476.81	11.46%	498,474,071.64	13.81%	-38.94%
	181,297,719.26	6.82%	94,688,917.43	2.62%	91.47%
	101,106,284.73	3.81%	494,100,794.72	13.69%	-79.54%
	124,955,787.39	4.70%	85,131,192.79	2.36%	46.78%
	20,196,164.52	0.76%	166,850,702.75	4.62%	-87.90%
	274,159,352.65	10.32%	145,569,114.27	4.03%	88.34%
	2,656,577,027.03	100.00%	3,609,417,824.67	100.00%	-26.40%
EP	256,524,861.11	9.66%	387,140,419.99	10.73%	-33.74%

EPC	1,538,252,473.28	57.90%	2,654,856,343.64	73.55%	-42.06%
	605,231,746.37	22.78%	339,321,536.66	9.40%	78.37%
	256,567,946.27	9.66%	228,099,524.38	6.32%	12.48%
	2,656,577,027.03	100.00%	3,609,417,824.67	100.00%	-26.40%

2

10%

	2,656,577,027.03	2,239,585,832.23	15.70%	-26.40%	-14.60%	-11.64%
	1,541,479,016.12	1,398,663,919.85	9.26%	-41.75%	-28.17%	-17.15%
	278,844,231.24	256,164,208.67	8.13%	-32.03%	-20.60%	-13.24%
	605,231,746.37	446,670,662.72	26.20%	78.37%	96.17%	-6.70%
	348,593,361.32	338,235,215.46	2.97%	-40.26%	-22.11%	-22.62%
	1,301,920,880.35	1,090,478,279.10	16.24%	-15.52%	-2.30%	-11.34%
	304,347,476.81	259,947,315.93	14.59%	-38.94%	-25.09%	-15.79%
	274,159,352.65	192,789,468.42	29.68%	88.34%	111.78%	-7.79%
EPC	1,538,252,473.28	1,453,061,602.99	5.54%	-42.06%	-28.06%	-18.38%
	605,231,746.37	446,670,662.72	26.20%	78.37%	96.17%	-6.70%

1

	3,609,417,824.67	2,622,570,499.81				

EPC	2,654,856,343.64	2,019,782,617.20	23.92%	-1.21%	3.85%	-3.71%
	339,321,536.66	227,700,766.70	32.90%	109.28%	91.48%	6.24%

3.06%

3

4

4 --- "

EPC	55	223,922.80	54	146,337.58	1	77,585.22	156	120,699.09	76	253,730.23	
EP	137	56,290.64	134	51,054.90	3	5,235.73	86	58,778.64	93	69,936.69	
	192	280,213.44	188	197,392.48	4	82,820.95	242	179,477.73	169	323,666.92	
30%							5,000				

BOT								17	27,683.74	23,778.34	82,003.23	13	25,275.27
ROT								2	1,627.02	550.46	3,331.73		
TOT								1	93.02		5,688.43	4	3,454.07
O&M												1	790.16
BOOT								1	2,002.50	1,878.70	4,357.44		
BLT								2	516.79	384.83	1,231.56		
BOO													
								23	31,923.07	26,592.33	96,612.39	18	29,519.50
									30%	5,000			
10%				1,000				100				10%	

5

		2021		2020		
		1,654,989,745.67	73.90%	2,270,887,405.01	86.59%	-27.12%
1		1,398,663,919.85	62.45%	1,947,085,058.33	74.24%	-28.17%
2		256,164,208.67	11.44%	322,605,607.44	12.30%	-20.60%
3		161,617.15	0.01%	1,196,739.24	0.05%	-86.50%
		133,316,844.81	5.95%	122,070,973.27	4.65%	9.21%
		446,670,662.72	19.94%	227,700,766.70	8.68%	96.17%
		4,608,579.03	0.21%	1,911,354.83	0.07%	141.12%
		2,273,629,035.65	100.00%	2,622,570,499.81	100.00%	-13.31%

6

2

1

1

" " " "

7

8

	552,469,316.33
	20.80%
	0.00%

5

1		167,647,274.60	6.31%
2		122,367,282.30	4.61%
3		90,172,603.37	3.39%
4		86,970,276.45	3.27%
5		85,311,879.61	3.21%
	--	552,469,316.33	20.80%

5%

	268,840,464.83
	11.50%
	0.00

5

1		78,626,483.80	3.36%
2		52,278,527.13	2.24%
3		47,969,291.11	2.05%
4		46,514,914.80	1.99%
5		43,451,247.58	

3

	2021	2020		
	92,715,720.29	77,981,509.62	18.89%	
	187,099,360.64	177,538,279.90	5.39%	
	223,388,049.19	192,533,539.62	16.03%	
	200,044,325.82	193,026,308.22	3.64%	

4

	$+ \quad "$ $" \quad + \quad "$			
UBEF			UBEF	
	$"$ $"$			

		COD	800~1200mg/L	

	2021	2020	
	1,514	1,394	8.61%
	28.18%	29.60%	-1.42%
	459	441	4.08%
	843	774	8.91%
	191	162	17.90%
	21	17	23.53%
30	612	504	21.42%
30~40	770	755	1.99%
40	132	135	-2.22%



	19,047,849.40	-2.94%		
	-447,120.00	0.07%		
	-223,511,356.67	34.49%		
	788,822.02	-0.12%		
	5,116,632.66	-0.79%		
	60,798,030.29	-9.38%		
	-190,208,806.89	29.35%		

1Ã

	2,113,254,862.66	17.23%	1,951,482,983.70	16.25%	0.98%	
	14,299,229.35	0.12%	31,489,279.96	0.26%	-0.14%	
	31,295,347.43	0.26%	0.00	0.00%	0.26%	
	41,150,308.08	0.34%	83,548,886.33	0.70%	-0.36%	
	344,225,499.15	2.81%	223,448,497.28	1.86%	0.95%	
	1,441,689.50	0.01%	977,114.00	0.01%	0.00%	
	4,174,658,565.07	34.04%	4,070,915,887.72	33.90%	0.14%	PPP
	240,728,088.97	1.96%	113,206,971.28	0.94%	1.02%	
	596,079,518.91	4.86%	681,888,517.70	5.68%	-0.82%	PPP
	0.00	0.00%	7,763,985.00	0.06%	-0.06%	
	43,666,332.26	0.36%	156,601,107.71	1.30%	-0.94%	
	183,677,714.20	1.50%	85,023,566.15	0.71%	0.79%	
	12,282,237.19	0.10%	9,037,022.77	0.08%	0.02%	
	1,630,998,412.15	13.30%	980,006,486.47	8.16%	5.14%	
	-2,022,859.11	-0.02%	-519,914.78	0.00%	-0.02%	
	378,441,455.66	3.09%	913,495,620.22	7.61%	-4.52%	

2 1 1,635.00

3

2

3

PPP	PP P			52,562,257.70	1,062,221,371.35		84.90%	-	-9,704,899.03	" 5 "	2017-06-05	
				58,355,623.52	260,905,452.49		74.20%	-	42,324,935.49	-	2019-03-20	
				124,098,653.19	382,672,374.77		100.00%	-	-5,539,485.63	" 5 "	2018-06-08	
				99,129,153.51	182,248,178.46		72.82%	-	-	-	2019-05-14	
				6,325,110.98	132,593,101.48		54.57%	-	-	-	2017-03-22	
	--	--	--	340,470,798.90	2,020,640,478.55	--	--	-	27,080,550.83	--	--	--

4

5

1 2016

1

2016		53,618.19	0.00	53,719.14	0.00	19,000.00	35.44%	0.00	-	-
	--	53,618.19	0.00	53,719.14	0.00	19,000.00	35.44%	0.00	-	-

15,193,370 " [2016]1970 " 2016 9 A
 549,999,994.00 1.00 36.20 /

	-	53,618.19	53,618.19	0.00	53,719.14	-	-	1,537.56	6,938.27	-	-		
	2019					2016							
	"					"							
	2021	12	31	5,800.00									
	http://www.cninfo.com.cn												
	2016	12	5	"							[2016]16685	"	17,185.17
	2017	8	7	"							5,000		
	2016			12							2018 8 7		
	2018	8	8	"							3,000		
	2016			6							2018 9 13		
	2019 12 31					2016							

3

	(1)	
--	-----	--

	((1)	(2)	
)				

	2018	7	16						14,025.67
						"	[2018]17603	"	
	2018	9	17						
				2018					26,000
		12							
						2019	4	9	15,000
							2019	9	10
									11,000
	2019	9	11						
			2018						11,000
	12					2019	11	8	2,500
						2020	8	3	
									8,500
	2020	8	3						
			2018						8,500
	12					2021	7	29	
									8,500
	2021	7	30						
			2018						8,500
	12								
		2021	12	31	2018				8,500
	2021	12	31						

3

			(1)		(2)	(3)=(2)/(1)			
--	--	--	-----	--	-----	-------------	--	--	--

	PPP	10,400.00	0.00	10,401.38	100.01%	2021-12	4,232.49		

	()				(2)	(3) (2)/(1)						
1		29,000.00	29,000.00	3,933.96	29,008.63	100.03%	2021-09	-553.95	-553.95	1		
2		21,000.00	21,000.00	6,822.43	16,549.71	78.81%	2022-12 [2]					
3		6,337.79	6,337.79	0.00	6,342.92	100.08%	-					
	-	56,337.79	56,337.79	10,756.39	51,901.26	-	-	-553.95	-553.95	-	-	-
	-	56,337.79	56,337.79	10,756.39	51,901.26	-	-	-553.95	-553.95	-	-	-
	1									2021 9 24		
	2						2021					
	2021 12				2021							
	12											2022

		2021	2	4	2021			
	1						"	"
	2	"	"	"	"			
			"	"	"		"	"
			"	"	"			29,626.14
	25,026.64							
		2020	7	27	A		"	[2020]33331 "
	26,015.85							
		2021	12	31				

3

A

4 2021

1

2021		75,010.27	75,010.27	75,010.27	0.00	0.00	0.00%	13.56		-
	--	75,010.27	75,010.27	75,010.27	0.00	0.00	0.00%	13.56	-	-
A	"	99,155,880	[2021]2988	"	1.00	7.63	/	2021 9		756,559,364.40
								750,102,688.02		
			2021 9 29							"
[2021]40612	"									
	2021 12 31							75,010.27		
		13.56								

2

	((1)		(2)	(3)					
)					(2)/(1)					
		75,010.27	75,010.27	75,010.27	75,010.27	100.00%					
	-	75,010.27	75,010.27	75,010.27	75,010.27	-	-	-	-	-	-
	-	75,010.27	75,010.27	75,010.27	75,010.27	-	-	-	-	-	-

	2021 10 19									
	<table style="width: 100%; border-collapse: collapse;"> <tr> <td style="width: 33%; text-align: right;">59,430.62</td> <td style="width: 33%; text-align: center;">"</td> <td style="width: 33%; text-align: right;">28.29</td> </tr> <tr> <td></td> <td style="text-align: center;">"</td> <td style="text-align: right;">[2021]40617</td> </tr> <tr> <td></td> <td></td> <td style="text-align: right;">59,458.91</td> </tr> </table>	59,430.62	"	28.29		"	[2021]40617			59,458.91
59,430.62	"	28.29								
	"	[2021]40617								
		59,458.91								
	2021 12 31									

--	--	--

		21,609.86	-6,557.01
	2,994.28		15,772.51
-1,861.44		1,622.29	

1

"

"

"

"

"

"

2035

2

1

3

MCO

2021 1

2021 13

2025

25%

35%

2035

4

2021 12

" "

2025

2035

/ /

5

" "

"

"

" "

6

" "

3

1

2

3

1

2019	2020	2021			
267,377.55	274,573.94		203,786.51	53.40%	51.00%
				55.48%	

5 PPP						
				PPP	2021	12
PPP		53.21		PPP		
	PPP					
				PPP		
		PPP				
6						
2019	2020	2021			28.89%	27.33%
					"	"
7						
2019	2020	2021		16,358.97	19,302.63	20,004.43

2020 12

2 ——

10

2

1

2018

"

"

2

7

9

1

1

3

4

3

3

1

4

7

1

1

1

4

13

4

7

PPP

1

0771-3225158

bskdb@bossco.cc

"

"

bossco300422

"

"

2

"

"

(HRBP)

HRBP

"

"

"

"

2020 12

2 ---

1

< >

2

3

4

5

				PPP	>	1 <2 "

											2021 7 16 <
											>
											2022
											3

1

2021		32.4483%	2021-02-04	2021-02-04	2021
2021		35.8825%	2021-02-25	2021-02-25	2021
2020		36.4178%	2021-05-10	2021-05-10	2020
2021		35.6552%	2021-08-16	2021-08-16	2021

2

1

--	--	--	--	--	--	--	--	--	--	--	--	--	--	--	--	--	--	--	--	--	--	--

				56	2021-02-25	2024-02-24	-	-	-	-	-	-
					2021-02-25	2024-02-24						
				35	2020-08-06	2024-02-29	-	590,727	-	-	590,727	
					2020-08-06	2021-03-01						
				51	2021-02-25	2024-02-24	-	-	-	-	-	-
					2021-02-25	2024-02-24						
				48	2013-06-13	2024-02-29	12,381,624	-	3,095,406	-	9,286,218	
					2019-07-22	2021-02-25						
				44	2021-02-25	2024-02-24	-	-	-	-	-	-
				50	2021-02-25	2024-02-24	-	-	-	-	-	-
				49	2021-02-25	2024-02-24	-	-	-	-	-	-
				41	2021-02-25	2024-02-24	-	-	-	-	-	-
				53	2019-07-22	2024-02-24	-	-	-	-	-	-
				44	2021-02-25	2024-02-24	-	-	-	-	-	-
				32	2019-07-22	2024-02-24	-	-	-	-	-	-
				35	2019-07-22	2024-02-24	-	-	-	-	-	-
				44	2021-03-01	2024-02-29	-	-	-	-	-	-
				57	2020-08-31	2024-02-29	-	-	-	-	-	-
					2016-05-30	2024-02-29						
				41	2019-07-22		825,441	562,400	-	-	1,387,841	

2022 7 21

2021 2 4

2021 2 25 2021

2021 3 1

			2021-02-25	
			2021-03-01	
			2021-02-25	
			2021-03-01	
			2021-03-01	
			2021-02-25	

			2021-03-01	
			2021-03-01	

2

1

		1966							1995
7	2009	11						2009	11
2019	10							2019	6
2019								2019	

		1986		
2011	7	2019	2	

		1970		
1996	4	2016	3	

2016 3

		1973							
						2004			
2006	4	2007	4						
	1						1		1
	1			"		"			"
		"		"		"			"
				"		"			"
				"		"			"

2003

		1978		
		2002	7	2015
				7
				2015
				7

		1971		
1994	7	2019	2	

		2019	2		2020	9				
					2020	9				
		1972								
					CIA		1993	8	1996	8
					1997					
				2021	2	25				
		1980							2013	
3		2014	4				2009	7		
							"		"	
							2020			
		2021	1						2021	
2		25								
		1968								
				1		1				
						30			"	
		"	"						"	
2										
		1978								
		2001	6	2002	9			2002	10	2013
5										
							2013	3		
		1990								
		2018	4							
		1986								
				2009	12					
3										
							"	1	"	
							"	1	"	
		1980					"		"	

“

”

2008

2021 2 25

1978

2003 7 2008 7

2008 7 2021

2

			2022-01-20		
			2022-01-20		
			2020-12-09		
			2019-02-13	2021-02-28	
			2020-03-23	2021-01-12	
			2016-10-28	2021-02-07	
			2020-12-14		
	2021 1		2021 2		
	28				

			2018-01-21	2023-01-20	
			2019-01-01	2024-01-01	
			2019-01-01	2021-12-31	

			44		60.49	
			57		60.28	
			41		80.50	
			40		67.58	
			42		59.62	
			46		16.28	
			47		14.04	

56

-

			2.	2021	
			2.1		
			2.2		
			2.3		
			2.4		
			2.5		
			2.6		
			2.7		
			2.8		
			2.9		
			2.10		
			3.	2021	
			4.	2021	
			5.	2021	
			6.		
			7.		
			8.		<
			9.	>	
			10.		
			11.	2021	
			12.	2021-2023	
			13.		
			1.	<2020	>
			2.	2020	
			3.	2020	
			4.	2020	
			5.	2020	
			6.	2020	
			7.	2020	
			8.	2020	
	2021-04-19	2021-04-20	9.	2021	
			10.	2021	
			11.		2021
			12.	<	
			13.	>	2021
			14.		2021

			15.	2021
			16.	2021
			17.	2021
			18.	< >
			19.	<
			20.	>
			21.	
			22.	2020
	2021-04-29	2021-04-29	1.	PPP
			1.	2021
			2.	2021

2021-06-23 2021-06-23

			5. 2021
			6. < >
			7.
			8. 2021
			9.
			10.
			11.
			12. <
			13. > 2021
	2021-08-26	2021-08-27	1. <2021 > 2. 2021
	2021-09-22	2021-09-22	1.
	2021-10-19	2021-	

				4. 2020		
				5. 2021		
				6. 2021		
				7. 2020		
				8.		
				9. 2021		
				10. <		
				2021		
				2021		
				>		
		2021-04-29		1. PPP		
				1. <		
				>		
		2021-07-30		2. <		
				>		
				1. 2021 <		
				2021		
				>		
		2021-08-26		2. 2021		
				3. 2021		
				1. 2021 <		
				2021		
				2021		
				>		
		2021-10-27		2. 2021		

		2021-04-19	1.		
		2021-12-31	1.		

1.
2021

2.
1 2021-04-19 2021

3. <
>

	4,206
	5,372
	5,372
	805
	3,127
	410
	1,514
	147
	174
	5,372
	342
	2,444
	507
	2,079
	5,372

2

2021

3

4

2020 12

2 ---

3 ---

2020-2022

2021 5 10 2020 2020

12 31 405,713,128 10 0.50

" "

2021 7 1

10	0
10	0.00
10	0
	504,872,458
	0.00
	0.00
	0.00
	252,689,311.61
	0.00%
2022 4 28	

	2%	2%	5%	
		0.2%		
		1%		
	2		2%	
			5%	
	3%		0.6%	
	3			
	1		0.2%	
			0.4%	
		2%		
		0.2%		
	2	2%		
		0.6%		
				0
				0
				0
				0

2

2020 97

2018 2019 2020

	PH COD TP TN NH ₃ -N			PH 7.49 COD 17.2mg/L TP 0.19mg/L TN 7.82mg/L NH ₃ -N 0.56mg/L	GB18918-2002 A	COD 81.891 / TP 0.906 / TN 36.764 / NH ₃ -N 2.535 /	COD 153.3 / TP 1.84 / TN 51.1 / NH ₃ -N 10.22 /	
	COD NH ₃ -N TP PH			COD 14.0mg/l NH ₃ -N 0.45mg/l 0.26mg/l	GB18918-2002 A	COD 40.32 / NH ₃ -N 3.38 / 0.748 /	COD 657 / NH ₃ -N 87.6 / 10.95 /	

COD
NH₃-N
TP
TN

					GB18918-2002 A		
	COD NH ₃ -N TP TN				COD 30mg/l NH ₃ -N 1.5(3)mg/l 0.3 mg/l 10mg/l SS 10mg/l	COD 79.637 / NH ₃ -N 0.5386 / 0.692 DB51/2311-201 6 / 45.397 /	COD 273.75 / NH ₃ -N 13.69 / 2.7375 / 91.25 /

3	TN				0.09mg/l 9.31mg/l	GB3838-2002 V	0.22 /	NH ₃ -N 1.47/
	NH ₃ -N						0.04 /	
							5.02 /	11.03 /
						GB18918-2002 A		

1 2020 1

5

2021

2021

2 2020 4

4000

4000

2021

4000

2021

2021 12 31

3 2021 4

2021

2021

99011

[2009]323

91530422MA6K70F77K001Y

[2010]39

41422825MA492XNA1E001U

[2012]73

91420821MA493PTL3F001Q

[2006]218

91420821MA498DPL2R001U

[2017]25

91450125MA5LA4UA3C001V

[2017]4

91140729MA0K84Q3X4001Q

[2018]59

915111246714092029001V

[2017]80

91360301314689816T001Q

4000

4000m³/d

[2013]37

9152000071430580XT001V

[2013]048

91140729792215981X003R

[2016]14

91140729792215981X002U

[2016]15

91140000770105079J001R

[2008]10

91140729792215981X005R

UBEF

30%

50%

+

50%

30%

1

2020 12

2 ——

2

2021

3

1

		" 1	5		
		2			
		3	5		
		4	2		
		1	2		
		5			
		1	2		
		6			
		"			
		" 1			
		2			
		3			
		4			
		1			
		6			
		2			
		1			
		7			
		"			
			2021		
			1		
			5		
			5		
			2		





/

		25%	3	17	
			1	2015 02 17	
			1 2 3 4 5 1 2 3 4 5	2015 02 17	
			1 2 3	2015 02 17	

			4		
		5			
		[2014]17	[2013]110 [2015]31	2016 05 12	
		[2014]17	[2013]110 [2015]31	2016 05 12	

				2016 07 14		
			"	2017 09 15		

			:1			
		2		3	4	2019 05 14
			5			
			6			
						2021 3 22

2021
3
22

			"				
			PPP	5	2021 1		
			1	2	14		
			2	1			
			"				
			PPP	5	2021 1		
			1	2	14		
			2	1			

" " "

"

2018 12 7 21 -- 2018 35

2019 1 1 2021 1 1 2021

1 1

2021 1 26 14 2021 1 2021

1 1 14 2021 1

2021 12 30 15 2021 35

2021 12 31 15 2021 35 "

"

--

"

" " "

	125.00
	7

500

9,010.49 2021

3.31%

5%

5%				
	2021 5 6 6			
	4,057,131	2021 10		

	2021 9	29		
	99,155,880			5%
13.73%				
	30.67%	2021 10		
25				
2021 10 25			829,600	
	30%	2021 10 28		
829,600		29		
		0.16%		
		2020		

1

						98.34	1.05%	110.00				2021-04-20
						0.00	0.00%	600.00				
						88.26	0.95%	120.00				2021-04-20
	5%					4,987.79	53.40%	5,500.00				2021-04-20
						58.77	0.63%	120.00				2021-04-20

						0.00	0.00%	2,500.00					
			/			4,106.49	43.97%	50,000.00				2021-04-20	
				-	-	9,339.65	-	58,950.00	-	-	-	-	-
				2020				2021					
				58,950.00									
				"				"					
				147.06				52.49					
				2020				2021					
				50,000.00				4,106.49					
				0.5%				3,862.39					

			0.00	12,000.00	0.00		326.50	12,000.00
	5%		5,900.00	0.00	5,900.00		190.15	0.00

5

6

7

1								
	"	2021	2988	"	2021	9	29	A
99,155,880		7.63	/		756,559,364.40			
	"			"	"		"	
2								
		2022				<	>	
						<		>
60	/	2022	1	1	2025	12	31	
3	2021							

1

1

2

3

1

2

3

" "

" " 8 "

"

1

2

"

"

2019

44.81

10%



10%

2

	2015/10/21 2019/04/25	14,885	2016/03/24	20,000				13	1	
	2016/12/05 2019/04/25	13,966	2017/03/22 2017/12/27	14,000				22		
	2017/12/05	4,400	2017/12/07	4,400				17		
	2018/03/21	25,000	2018/03/21	24,877.62				18		
	2018/11/16	15,000	2019/01/12	15,000				17	5	
	2019/03/28	17,000	2019/03/28	17,000				17		
								268		

	2020/04/15	3,000	2020/05/13	3,000				3	219		
	2020/04/15 2021/04/29	2,200	2020/05/07 2021/06/30	2,200				3			
	2020/04/29	500	2020/04/29	500				4	92		
	2020/04/29	2,000	2020/06/10	2,000				3	50		
	2020/04/29	240	2020/06/28	240				11	23		
	2020/04/29	1,060	2020/06/29	1,060				4			
	2020/04/29	740	2020/06/29	740				4			
	2020/04/29	200	2020/06/15	200				1	4		
	2020/04/29	1,000	2020/06/11	1,000				4	362		
	2020/10/13	268.60	2020/10/13	268.60				6			
	2020/10/13	249.12	2020/10/13	249.12				6			
	2020/10/13	136.80	2020/10/13	136.80				6			
	2020/10/13	67.28	2020/10/13	67.28				6			
	2020/10/13	300	2020/10/13	300				11	29		
	2020/10/13	2,000	2020/10/13	2,000				1			
	2020/10/13	67,500	2020/10/13	67,500				14	10		
	2020/11/06	5,000	2020/11/06	5,000				16	7		
	2020/11/20	136.42	2020/11/20	136.42				6			
	2020/11/20	575	2020/11/30	575				1			
	2020/10/13 2020/12/28	2,000	2020/10/13	2,000				1	5		
	2020/11/25	1,000	2020/11/25	1,000				5			
	2020/11/25	6,000	2020/11/26	6,000				3	179		

	2021/05/10	1,000	2021/06/30	1,000				4		
	2021/06/30	1,000	2021/06/30	1,000				4		
	2021/06/30	1,000	2021/9/29	1,000				4		
	2021/06/30	1,000	2021/06/30	1,000				4		
	2021/06/30	1,000	2021/06/30	1,000				4		
	2021/07/19	12,000	2021/07/19	12,000				3	142	
	2021/8/16	8,200	2021/8/17	8,200				17	7	
								3		
	2021/11/29	10,000	2021/11/26	10,000				4	4	
	2021/10/11	3,000	2021/10/09	3,000				4	32	
	2021/12/24	2,000.00	2021/12/22	2,000				3	19	
	2021/12/30	9,600	2021/12/29	9,600				18		
B1			88,066.40							



--	--	--	--

2021-01-04 2021-01-11 2021-01-26 2021

1

	26,113,722	6.44%	99,155,880			-1,472,036	97,683,844	123,797,566	24.52%
1									
2	0	0.00%	99,155,880				99,155,880	99,155,880	19.64%
3	26,113,722	6.44%				-1,472,036	-1,472,036	24,641,686	4.88%

	"	2021	2988	"	2021	9	29
99,155,880		2021	10	25			
		405,713,128		504,872,458			
2					1,472,036		
1	"	[2018]617	"	2018	7	5	430
		4.30		"	[2018]365	"	
2018	8	14		"	"	"	123010"
						"	" 2019
1	11						
2	"	2021	2988	"	2021	9	29
A	99,155,880	7.63	/		756,559,364.40		
	750,102,688.02			2021	10	25	
							2021 10 25

" " 405,713,128
504,872,458

				%
		-1.17	-1.27	7.87%
		-1.03	-1.10	6.36%
		6.21	6.72	-7.59%

" 504,872,458 2022 4 27

2

	0	99,155,880	0	99,155,880		2024-10-25
	9,286,218	0	0	9,286,218		
	9,286,218	0	2,321,555	6,964,663		
	2,532,605	0	0	2,532,605		
	2,495,105	0	0			

2

1	2021	"	"	3,450
	99,155,880		405,713,128	504,872,458
2	2020 12 31			
	2021 2 4			
	"	2021 2988 "		2021 9 29 A
	99,155,880	7.63 /		756,559,364.40
	2021 10 25			
	154,854,644		30.67%	
	30%			

3

1

	25,649		24,776		0		0		
			5%		10				

		1.51%	7,600,751	0	0	7,600,751		7,600,751	
		1.26%	6,349,337	6,349,337	0	6,349,337	-	-	
		1.08%	5,477,595	0	0	5,477,595	-	-	
		0.62%	3,133,602	-243,205	2,532,605	600,997	-	-	
		0.55%	2,794,407	-532,400	2,495,105	299,302	-	-	
		0.30%	1,501,040	1,501,040	0	1,501,040	-	-	
		0.27%	1,387,841	562,400	1,040,881	346,960	-	-	
10									
	1	10	78.0545%		10.9727%				
	2			10					
	2020	12	31	44,991,970		2021		2	4
/	2021	9	2021		10	25	99,155,880		30.67%
					154,854,644				
					30%				

10 10	1	10			
		78.0545%			10.9727%
10	2		10	10	
		10			
	1			0	
				1,365,900	
		1,365,900			
	2			200,000	
				1,100,000	
		1,300,000			

2020 12 31

2021 1 4

<http://www.cninfo.com.cn>

2021 7 14

2021 12 31

2022 3 9

10 10

10 10

2

	/			
		2008-01-23	91440101671815024A	

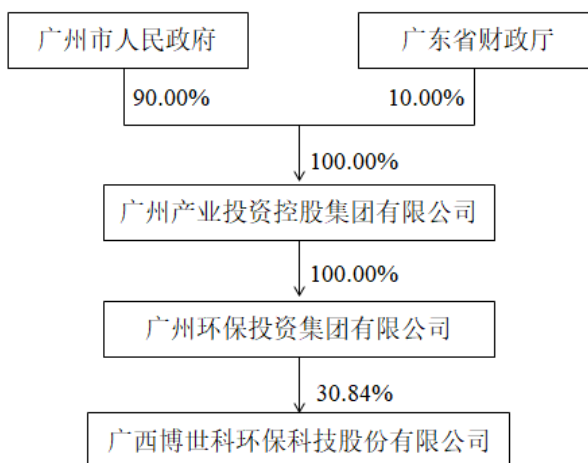
--	--

	2021-02-04
	2021-02-05

3

	/			
	-	-	-	

	2021-02-04
	2021-02-05



2021 14 . . . 84.90%
 2021 12 27
 84.9%
 2021 18
 30%



4

80%

5

10%

6

1

"	[2018]617	"	2018	7	5	430
100	4.30	"	[2018]365	"		
2018	8	14	"	"	"	
" 123010"						"
"	"	"	2019	1	11	14.30 /
2019					"	"
"	"		12.45 /	2019	4	9
2018			"	"	"	
"	"	12.38 /	2019	7	11	
2019			"	"	"	
"	"	12.28 /	2020	6	3	
"	[2020]302	"	2020	7	20	

A 49,871,023 2020 8 4
 " " " " 12.20 / 2020 8
 4
 2020 " "
 " " 12.15 / 2021 7 1
 " 2021 2988 " 2021 9
 A 99,155,880 2021 10 25
 " " " " 11.26 / 2021
 10 25

2

							()	
	2019-01-11 2024-07-05	4,300,000	430,000,000	399,300	30,271	0.01%	429,598,600	99.91%
		2019 4 15 4 19				21	" "	
			3,993	" "				

5

10%

		1	
		2	
	5.15	3 2021	
	20.49%		4 PPP

	0.8	0.83	-3.61%
	75.60%	76.86%	-1.26%
	0.75	0.78	-3.85%
	-58,060.36	14,379.93	-503.76%
EBITDA	-4.21%	5.75%	-9.96%
	-1.37	1.48	-192.57%
	-0.52	1.95	-126.67%

EBITDA	-0.77	1.83	-142.08%
	100.00%	100.00%	0.00%
	100.00%	100.00%	0.00%

	2022 4 28
	[2022] 11593

[2022] 11593

2021


12 31

2021

2021

12 31

2021



1


2

3

4

5

6



1

2021 12 31

	2021 12 31	2020 12 31
	1,394,971,314.84	1,668,093,438.84
	31,295,347.43	
	1,547,013,600.89	1,505,986,806.79
	41,150,308.08	83,548,886.33
	74,691,878.70	87,387,998.28
	133,446,080.90	148,461,377.06
	1,749,036.88	1,943,374.31
	271,760,194.45	321,637,288.73
	1,198,725,776.52	1,167,788,680.05
	75,110,288.26	99,877,607.60
	181,214,873.42	159,927,754.75
	4,949,379,663.49	5,242,709,838.43
	344,225,499.15	223,448,497.28
	313,033,952.56	329,607,341.17
	1,441,689.50	977,114.00
	140,387,765.06	53,371,404.37

	1,055,969,707.22	693,362,686.62
	316,736,773.03	3,659,338,527.88
	85,392,548.88	
	4,174,658,565.07	1,364,146,153.17
	36,716,054.57	37,534,070.02
	9,264,824.90	11,050,230.56

	14,299,229.35	
		25,871,532.90
	183,677,714.20	85,023,566.15
	101,910,227.32	256,761,759.54
	12,282,237.19	9,037,022.77
	257,658,823.78	228,817,575.80
	3,066,513,769.72	2,913,233,837.52
	9,272,068,276.16	9,226,416,076.18
	504,872,458.00	405,713,128.00
	128,733,990.70	128,746,606.43

	1,749,036.88	1,943,374.31
	106,488,191.05	215,060,279.58
	1,409,878,584.70	1,353,441,140.87
	64,201,442.11	88,145,154.37
	40,220,817.71	2,489,742.23
	5,075,003,344.29	5,423,442,156.31
	300,173,153.87	175,264,460.47
	2,927,160,642.59	2,964,207,657.34
	1,441,689.50	977,114.00
	110,916,841.45	25,394,145.61
	444,512,750.37	456,598,475.19
	72,289,064.30	141,892,761.32

	163,820,299.55	127,489,346.31
	5,452,070,582.83	5,831,322,547.66
	326,836,800.00	237,753,400.00
	383,430,675.22	356,239,396.66
	5,508,607.73	
		15,105,963.28
	7,977,462.96	10,156,988.26
	96,894,727.32	117,571,565.09
	459,199,361.67	627,435,493.33
	1,279,847,634.90	1,364,262,806.62
	6,731,918,217.73	7,195,585,354.28
	504,872,458.00	405,713,128.00
	128,733,990.70	128,746,606.43
	1,629,745,227.26	978,753,301.58
	84,645,161.41	84,645,161.41
	252,689,311.61	651,418,288.43
	2,600,686,148.98	2,249,276,485.85
	9,332,604,366.71	9,444,861,840.13

3

	2021	2020
	2,656,577,027.03	3,609,417,824.67
	2,656,577,027.03	3,609,417,824.67
	2,956,126,495.28	3,289,015,298.31
	2,239,585,832.23	2,622,570,499.81

	-1,502,944.33	-1,400,096.75
1.		
2.		
3.		
4.		
5.		
	-1,502,944.33	-1,400,096.75
1.		
2.		
3.		
4.		
5.		
6.	-1,502,944.33	-1,400,096.75
7.		
	-530,100,322.26	190,754,553.67
	-516,271,288.19	193,614,819.51
	-13,829,034.07	-2,860,265.84
	-1.17	0.52
	-1.03	0.53

4

	2021	2020
	1,888,723,091.76	2,998,705,514.99
	1,719,644,063.61	2,277,293,436.53
	6,422,931.73	18,735,811.35
	50,413,642.34	50,171,962.78



123,842,753.93

147,158,800.53

3.		
4.		
5.		
6.		
7.		
	-378,443,156.12	84,458,841.00

5

	2021	2020
	1,905,022,502.46	2,289,136,594.21
	17,891,240.94	800,260.34
	631,393,978.47	597,912,555.02
	2,554,307,721.87	2,887,849,409.57
	1,595,274,247.02	1,449,523,297.03
	529,178,942.97	389,316,274.85
	189,826,306.67	173,022,062.34
	645,719,634.33	643,516,149.66
	2,959,999,130.99	2,655,377,783.88
	-405,691,409.12	232,471,625.69





1	99,155,880.00			650,946,808.02						750,102,688.02	17,659,801.00	767,762,489.02
2	3,450.00		-12,615.73	45,117.66								

4														
5														
6														
1														
2														
	504,872,458.00		128,733,990.70	1,630,998,412.15		-2,022,859.11		84,645,161.41		378,441,455.66		2,725,668,618.81	266,277,756.34	2,991,946,375.15

	2020												
	355,835,250.00		128,771,957.77	465,797,108.97	880,181.97		76,199,277.31		762,510,487.36		1,789,994,263.38	208,019,614.26	1,998,013,877.64
	355,835,250.00		128,771,957.77	465,797,108.97	880,181.97		76,199,277.31		762,510,487.36		1,789,994,263.38	208,019,614.26	1,998,013,877.64
	49,877,878.00		-25,351.34	514,209,377.50	-1,400,096.75		8,445,884.10		150,985,132.86		722,092,824.37	57,254,024.00	779,346,848.37
					-1,400,096.75				195,014,916.26		193,614,819.51	-2,860,265.84	190,754,553.67
	49,877,878.00		-25,351.34	514,209,377.50							564,061,904.16	60,114,289.84	624,176,194.00
1	49,871,023.00			513,506,906.53							563,377,929.53	60,171,068.00	623,548,997.53
2	6,855.00		-25,351.34	86,296.58							67,800.24		67,800.24

3



2														
	405,713,128.00		128,746,606.43	980,006,486.47		-519,914.78		84,645,161.41		913,495,620.22		2,512,087,087.75	265,273,638.26	2,777,360,726.01

8

	2021														
	405,713,128.00		128,746,606.43	978,753,301.58					84,645,161.41	651,418,288.43				2,249,276,485.85	
	405,713,128.00		128,746,606.43	978,753,301.58					84,645,161.41	651,418,288.43				2,249,276,485.85	
	99,159,330.00		-12,615.73	650,991,925.68						-398,728,976.82				351,409,663.13	
										-378,443,156.12				-378,443,156.12	
	99,159,330.00		-12,615.73	650,991,925.68										750,138,639.95	
1	99,155,880.00			650,946,808.02										750,102,688.02	
2	3,450.00		-12,615.73	45,117.66										35,951.93	
3															

	355,835,250.00			128,771,957.77	465,160,098.47				76,199,277.31	610,989,230.83		1,636,955,814.38
	49,877,878.00			-25,351.34	513,593,203.11							

1

1

“ “ “ “ “

“	“	1999	4	13				
50.00	1999	4						“
“	2007	3						4,500.00
			28					
2010	6		2010	4	30			
2010	12				150.00	4,650.00		2014
12	31							
								%

8	13	405,711,821	355,815,284.00
405,711,821.00			
2020	12 31	4,000	44,991,970
		2021	2 4
			4,000

3

101

91450100711480258H

2022 4 28

2021 12 31

-
- 1
 - 2
 - 3
 - 4
 - 5
 - 6
 - 7
 - 8
 - 9
 - 10
 - 11
 - 12
 - 13
 - 14
 - 15

16

17 Bossco Envirotech Canada Limited.

18

19

20

21

22

23

24

25

26

27

28

29

30

31

32

33

34

35

36

37

38

39

40

41

42

43

44

45

46

47

48

49 BOSSCO-INDIA ENVIRO-TECH PRIVATE LIMITED

50

51

52

53
54
55
56
57
58
59
60
61
62

" " " "

1

2

12

1

" "

15 ——

2014

2018 453

2

1 1 12 31

3

" "

6

33 —

1

2

" "

	22	—		2	—		22
"		"	10	"			
1							
2							
3							
4							
"	22	"		"			
7							
8							
9							
1							

2

"

/

10

1

()

1

2

1

2

2

1

2

3

30

11

14

1

2

12

14 ——

1

2

13

14

2

17

1

2

3

1

2

18

1

2

3

42 —

42 —

42 —

42 —

19

20

21

" " " 12 "

22

1

1

()

2

1

2

5

23

1

2

24

1

1

2

2

1

		30	3-5	3.17-3.23
		10	3-5	9.50-9.70
		5	3-5	19.00-19.40
		5-25	3-5	3.80-19.40

2

RemedX Remediation Service Inc.

3

25

1

2

3

26

1

2

1

2

3

3

3

27

28

29

1
2
3
4

13

4

1

4

8

30

1

1

2

	10 15
	5 10
	10

RemedX Remediation Service Inc.

RemedX Remediation Service Inc.

3

4

a.

b.

c.

d.

e.

f.

g.

2

1

2

3

4

5

31

32

33

34

1

2

1

2

3

4

35

1

2

3

4

5

36

1

2

37

38

39

1

2

1

2

3
1

2

3

4

4

1

2

3

4

40

1

2

3

1

2

2

3

4

42

1

2

3

1

4 —

—

8 —

17 —

2

a.

b.

8 —

43

1					14
2		14		2017 22	2019
		2019 6			PPP
3	PPP			PPP	
			14		
4	PPP				
	PPP			PPP	
					6
5	PPP				
		22			PPP
		PPP			
6	PPP				
			PPP		
7	PPP				
PPP					13
8	PPP				
		14			
2					
1					
2					
a.				b.	
				c.	

a

b

c

3

a.

a

b

b.

a

b

c.

a

b

44

1

1 2021 1 1

21 —

2018 35

a.

		85,392,548.88	151,759,389.60
		14,299,229.35	31,489,279.96
			357,824,462.00
" " "	414,708,492.94		145,630,284.05
" "		25,871,532.90	
	151,759,389.60		31,489,279.96
		511,358.49	

b.

		52,650,671.65	123,372,171.87
		5,508,607.73	15,748,637.75
			169,798,856.89
" " "	296,435,783.98		122,218,138.91
" "		123,372,171.87	
	15,105,963.28		15,748,637.75
		511,358.49	

2 2021 1 1

14 2021 1

a.

PPP		4,174,658,565.07
	4,070,915,887.72	316,736,773.03
	545,704,243.04	
	596,079,518.91	681,888,517.70
	2,706,769,734.55	
	406,864,550.29	
	3,113,634,284.84	
PPP		101,910,227.32

	123,771,390.52		
	257,658,823.78		361,807,944.82
		132,990,369.02	
	132,990,369.02		

b.

PPP		73,667,397.23	
	93,613,887.18		69,529,950.14
		63,467,430.89	
	30,806,030.50		30,806,030.50
PPP			

2

3 2021

	2020 12 31	2021 01 01	
	1,668,093,438.84	1,668,093,438.84	

	1,505,986,806.79	1,505,986,806.79	
	83,548,886.33	83,548,886.33	
	87,387,998.28	87,387,998.28	
	148,461,377.06	148,461,377.06	
	1,943,374.31	1,943,374.31	
	321,637,288.73	321,637,288.73	
	1,167,788,680.05	1,167,788,680.05	
	99,877,607.60	99,877,607.60	
	159,927,754.75	159,927,754.75	
	5,242,709,838.43	5,242,709,838.43	

	7,763,985.00	7,763,985.00	
	1,038,132,217.34	1,038,132,217.34	
	2,210,940,895.26	2,210,940,895.26	
	325,181,404.56	325,181,404.56	
	51,698,654.23	51,698,654.23	
	156,601,107.71	156,601,107.71	
	131,045,335.45	131,045,335.45	
	414,197,134.45	414,708,492.94	511,358.49
	132,601,824.34	132,601,824.34	
	6,313,182,238.66	6,313,693,597.15	511,358.49
	1,951,482,983.70	1,951,482,983.70	
	356,239,396.66	356,239,396.66	
		31,489,279.96	31,489,279.96
	25,871,532.90		-25,871,532.90
	85,023,566.15	85,023,566.15	
	256,761,759.54	123,771,390.52	-132,990,369.02
	9,037,022.77	9,037,022.77	
	228,817,575.80	361,807,944.82	132,990,369.02
	2,913,233,837.52	2,918,851,584.58	5,617,747.06

	980,006,486.47	980,006,486.47	
	-519,914.78	-519,914.78	
	84,645,161.41	84,645,161.41	
	913,495,620.22	913,495,620.22	
	2,512,087,087.75	2,512,087,087.75	
	265,273,638.26	265,273,638.26	
	2,777,360,726.01	2,777,360,726.01	
	12,003,776,802.19	12,009,905,907.74	6,129,105.55

	14	145,630,284.05
3,113,634,284.84	151,759,389.60	
2,706,769,734.55	406,864,550.29	
511,358.49	31,489,279.96	25,871,532.90
132,990,369.02	132,990,369.02	

	2020 12 31	2021 01 01	
	1,046,478,685.43	1,046,478,685.43	
	2,044,831,586.62	2,044,831,586.62	
	72,369,822.18	72,369,822.18	
	69,373,824.92	69,373,824.92	
	531,251,920.11	531,251,920.11	
	1,943,374.31	1,943,374.31	
	215,060,279.58	215,060,279.58	
	1,353,441,140.87	1,353,441,140.87	
	88,145,154.37	88,145,154.37	
	2,489,742.23	2,489,742.23	

	5,423,442,156.31	5,423,442,156.31	
	175,264,460.47	175,264,460.47	
	2,964,207,657.34	2,964,207,657.34	
	977,114.00	977,114.00	
	25,394,145.61	25,394,145.61	
	456,598,475.19	334,380,336.28	-122,218,138.91
	141,892,761.32	141,892,761.32	
		123,372,171.87	123,372,171.87
	62,807,856.68	93,613,887.18	30,806,030.50
	1,070,800.76	1,070,800.76	
	98,932,951.06	98,932,951.06	
	94,273,461.39	63,467,430.89	-30,806,030.50
	4,021,419,683.82	4,022,573,716.78	1,154,032.96
	9,444,861,840.13	9,446,015,873.09	1,154,032.96
	1,551,888,096.33	1,551,888,096.33	
	7,763,985.00	7,763,985.00	
	797,018,608.66	797,018,608.66	
	1,855,440,401.83	1,855,440,401.83	

186507884572196.01 356.57 0.48001 0.47998 re f* 196.EMC /P23 308.56 77 37F /

	356,239,396.66	356,239,396.66	
		15,748,637.75	15,748,637.75
	15,105,963.28		-15,105,963.28
	10,156,988.26	10,156,988.26	
	117,571,565.09	117,571,565.09	
	627,435,493.33	627,435,493.33	
	1,364,262,806.62	1,364,905,481.09	642,674.47
	7,195,585,354.28	7,196,739,387.24	1,154,032.96
	405,713,128.00	405,713,128.00	
	128,746,606.43	128,746,606.43	
	978,753,301.58	978,753,301.58	
	84,645,161.41	84,645,161.41	
	651,418,288.43	651,418,288.43	
	2,249,276,485.85	2,249,276,485.85	
	9,444,861,840.13	9,446,015,873.09	1,154,032.96

	14	122,218,138.91
123,372,171.87		30,806,030.50
30,806,030.50		511,358.49
15,748,637.75	15,105,963.28	

4 2021

1

						13% 9% 6% 3%
	-					-
						7% 5% 1%
						9% 15% 20% 25% 26% 27%
						7% 5%
						3%
						2% 1.5%
						-

2019 39 2019

4 1 13% 9% 6% 2021

9%

6%

British Columbia 7%

5%

26%

9%

" 2 "

		15%
		15%
		15%
		15%
		15%
		15%
		9%
		9%

Bosco Envirotech

2

1

2020 9 10

GR202045000245

15%

2021 9 18

GR202143000982

15%

2020 12 3

GR202045000948

15%

2021 11 25

GR202145000563

15%

2021 9 14

GR202111000096

15%

2019 9 5

GR201943000216

15%

2020 9 10

GR202045000139

15%

2020 10 23

GR202045000495

15%

2021 12 3

GR202142003431

15%

[2019]13

300

100

25%

20%

5%

100

300

50%

20%

10%

				2021		100	2021	25%
				20%				
				[2018]99				
2018	1	1	2020	12	31		75%	
								175%
					2021	6		2023 12 31
								75%
				[2018]76				
2018	1	1						5
								10
								5
								10
				2019	11	18		
								2019
378								
					2017	1	3	
					2016	70		
								50%
					1	5		6 7
								9%
				[2019]	67			
					2021	6		
				[2012]10				
					1	3		4 6
				[2011] 58				
				[2020]42				

2020 " " 2021 " " 2021 1 1 " " 2021 12 31 " "

2020 " " 2021 2020 12 31 2021 1 1 " " 3 2021

" " 44 " " 3 2021

1

		45,760.52
	872,335,353.47	865,005,685.56

6

5

1

	127,608,002.28	6.75%	99,823,144.20	78.23%	27,784,858.08	10,531,175.96	0.61%	10,531,175.96	100.00%	0.00
	127,608,002.28	6.75%	99,823,144.20	78.23%	27,784,858.08	10,531,175.96	0.61%	10,531,175.96	100.00%	0.00
	1,764,074,050.93	93.25%	244,845,308.12	13.88%	1,519,228,742.81	1,703,140,213.45	99.39%	197,153,406.66	11.58%	1,505,986,806.79
	1,764,074,050.93	93.25%	244,845,308.12	13.88%	1,519,228,742.81	1,703,140,213.45	99.39%	197,153,406.66	11.58%	1,505,986,806.79
	1,891,682,053.21	100.00%	344,668,452.32		1,547,013,600.89	1,713,671,389.41	100.00%	207,684,582.62		1,505,986,806.79

	71,968,108.02	54,468,527.35	75.68%
	17,346,280.30	12,894,143.78	74.33%
	11,382,138.80	8,787,011.15	77.20%
	11,178,029.20	7,940,015.96	71.03%
	6,293,000.00	6,293,000.00	100.00%
	4,090,000.00	4,090,000.00	100.00%
	2,724,491.04	2,724,491.04	100.00%
	1,916,500.00	1,916,500.00	100.00%
	420,000.00	420,000.00	100.00%
	148,240.00	148,240.00	100.00%
	115,632.42	115,632.42	100.00%
	15,000.00	15,000.00	100.00%
	10,582.50	10,582.50	100.00%

	127,608,002.28	99,823,144.20	--	--
--	----------------	---------------	----	----

1	1	891,233,081.33	44,561,654.08	5.00%
1-2	2	465,936,679.52	46,593,667.98	10.00%
2-3	3	244,916,005.27	48,983,201.07	20.00%
3-4	4	96,576,592.76	48,288,296.38	50.00%
4-5	5	44,966,017.22	35,972,813.78	80.00%
5		20,445,674.83	20,445,674.83	100.00%
		1,764,074,050.93	244,845,308.12	--

1	1	891,240,761.33
1	2	490,134,560.78
2	3	255,285,393.50
3		255,021,337.60
3	4	169,661,040.34
4	5	56,010,667.51
5		29,349,629.75
		1,891,682,053.21

2

	10,531,175.96	90,228,968.24	730,000.00	207,000.00		99,823,144.20
	197,153,406.66	47,883,004.44		202,122.00	-11,019.02	244,845,308.12
	207,684,582.62	138,111,972.68	730,000.00	409,122.00	-11,019.02	344,668,452.32

	730,000.00	
	730,000.00	--

3

	409,122.00

		120,000.00			
		110,000.00			
	--	230,000.00	--	--	--

4

	337,665,725.36	17.85%	
80,572,595.09		10%	1,000

5

6

6

	41,150,308.08	83,548,886.33
	41,150,308.08	83,548,886.33

7

1

1

2

12,015,240.45

16.09%

8

	1,749,036.88	1,943,374.31
	131,697,044.02	146,518,002.75
	133,446,080.90	148,461,377.06

1

--			
--			
--			
--			
		194,337.43	194,337.43
2021 12 31		194,337.43	194,337.43

3

1

	62,865,664.85	80,352,458.65
	98,832,620.00	68,416,310.00
	2,596,336.55	2,120,664.42
	2,339,520.56	2,189,738.70
		5,000,000.00
	7,493,978.09	10,656,199.47
	174,128,120.05	168,735,371.24

2

	12	()	()	
2021 1 1	4,969,723.28	17,247,645.21		22,217,368.49
2021 1 1				
--				
--				
--				
--				
	-3,697,048.92	1,468,348.92	22,492,818.13	20,264,118.13
		3,500.00		3,500.00
	-46,910.59			-46,910.59
2021 12 31	1,225,763.77	18,712,494.13	22,492,818.13	42,431,076.03

1	1	107,931,583.35
1	2	30,251,079.62
2	3	15,055,264.56
3		20,890,192.52
3	4	10,258,760.79
4	5	7,714,239.73
5		2,917,192.00
		174,128,120.05

3

	22,217,368.49	20,264,118.13		3,500.00	-46,910.59	42,431,076.03
	22,217,368.49	20,264,118.13		3,500.00	-46,910.59	42,431,076.03

4

	3,500.00
--	----------

5

		98,832,620.00	1	56.76%	22,492,818.13
		15,020,000.00	2	8.63%	1,002,000.00
		4,688,069.55	3	2.69%	1,544,034.78
		2,995,000.00	4-5	1.72%	2,396,000.00
		2,800,000.00	4	1.61%	1,525,000.00
	--	124,335,689.55	--	71.41%	28,959,852.91

1	1	83,416,310.00	1-2	15,416,310.00
2	1	10,000,000.00	1-2	5,020,000.00
3	1-2	2,000,000.00	3-4	2,688,069.55
4	3-4	2,550,000.00	5	250,000.00

6

7

8

9

1

	17,068,637.18		17,068,637.18			

2

	844,606.15	13,152,471.23		40,804.83		13,956,272.55
	844,606.15	13,152,471.23		40,804.83		13,956,272.55

3

4

10

	1,464,688,509.7	340,382,445.4				
	9					

	75,110,288.26	99,877,607.60
	75,110,288.26	99,877,607.60

/

13

	167,696,977.73	159,673,540.17
	53,773.08	235,577.54
	9,725,944.16	14,967.32
	3,738,178.45	3,669.72
	181,214,873.42	159,927,754.75

14

15

16

1

	317,757,110.29	17,583,956.42	300,173,153.87	114,286,389.54		114,286,389.54
PPP	33,182,129.50		33,182,129.50	37,511,857.62		37,511,857.62
				64,166,090.70		64,166,090.70
	5,515,933.83		5,515,933.83	7,484,159.42		7,484,159.42
PPP	5,354,281.95		5,354,281.95			

	361,809,455.57	17,583,956.42	344,225,499.15	223,448,497.28		223,448,497.28 --

	12	()	()	
2021 1 1				
2021 1 1	---	---	---	---
--				
--				
--				
--				
		17,583,956.42		17,583,956.42
2021 12 31		17,583,956.42		17,583,956.42

	19			91						
	159,220,093.44			675,376.50						159,895,469.94
	67,068,397.76			48,253.95						67,116,651.71
	47,685,813.46			-47,948.23						47,637,865.23
	24,280,296.10	18,124,863.23	1,291,975.18			615,441.18				6,831,966.87
	299,451,206.95	18,124,863.23	2,166,930.31			615,441.18				282,877,832.85
	329,607,341.17	18,124,863.23	2,166,915.80			615,441.18				313,033,952.56

18

						977,114.00			977,114.00
						403,100.00			

4

2

3

21

	1,055,969,707.22	547,732,402.57
	1,055,969,707.22	547,732,402.57

1

1.	402,027,619.67	141,313,881.92	33,953,847.88	90,487,421.19	667,782,770.66
2.	477,368,748.68	184,351,447.73	11,796,577.70	9,118,256.63	682,635,030.74
1		27,110,860.08	11,796,577.70	8,653,116.80	47,560,554.58
2	381,278,748.68	84,708,058.91		465,139.83	466,451,947.42
3					
4		72,532,528.74			72,532,528.74
5	96,090,000.00				96,090,000.00
3.	90,427,808.89	29,788,062.64	5,862,950.87	1,915,964.54	127,994,786.94
1		3,292,062.28	5,576,810.70	1,122,944.64	9,991,817.62
2	90,427,808.89				90,427,808.89
3		23,148,396.91			23,148,396.91
4		3,347,603.45	286,140.17	793,019.90	4,426,763.52
4.	788,968,559.46	295,877,267.01	39,887,474.71	97,689,713.28	1,222,423,014.46
1.	35,748,745.22	37,534,095.41	17,455,073.88	29,312,453.58	120,050,368.09
2.	14,441,628.38	30,795,907.96	6,630,547.71	10,252,870.59	62,120,954.64
1	14,441,628.38	20,792,728.68	6,630,547.71	10,252,870.59	52,117,775.36
2		10,003,179.28			10,003,179.28
3.	14,458,588.87	4,499,186.31	4,165,372.80	1,104,165.68	24,227,313.66
1		1,067,756.00			

1		6,550,600.00			6,550,600.00
2		1,958,698.17			1,958,698.17
3.					
1					
4.		8,509,298.17			8,509,298.17
1.	753,236,774.73	223,537,151.78	19,967,22		
2.	366,278,874.45	103,779,786.51	16,498,7	4,967.61	547,732,402.57

2

3

4

ê

1

	321,327,823.80	4,591,050.77	316,736,773.03	545,704,243.04		545,704,243.04
	321,327,823.80	4,591,050.77	316,736,773.03	545,704,243.04		545,704,243.04

2

	250,266,400.00	42,540,095.74	99,129,153.51			141,669,249.25	55.65%	72.82%	262,302.82			
	242,994,600.00	81,196,845.01	6,325,110.98	8,490,289.25		79,031,666.74	53.02%	54.57%				
	26,740,000.00		20,431,376.20			20,431,376.20	50.87%	76.41%				
	19,321,853.86	4,135,120.92	13,595,551.26			17,730,672.18	77.17%	91.76%				
	170,000,000.00	15,883,964.41	-72,123.20		1,775,316.73	14,036,524.48	28.86%	28.86%				
	235,716,700.00		15,847,550.88			15,847,550.88	4.50%	6.72%				
	153,441,200.00	12,267,678.80	2,246,760.98	68,720.35		14,445,719.43	30.18%	30.18%				
	351,637,700.00	116,183,270.14	58,355,623.52	172,689,067.93		1,849,825.73	56.80%	74.20%	8,081,298.36	2,871,050.11	6.40%	

2	321,451.27	72,532,528.74			72,853,980.01
3		18,471,442.28			18,471,442.28
4.	6,877,031.70	70,745,553.20	31,721,363.27	1,335,565.52	110,679,513.69
1.	517,352.57	22,149,893.22	3,318,583.07		25,985,828.86
2.	1,549,490.23	13,851,661.76	5,510,599.71	133,528.92	21,045,280.62
1	1,549,490.23	11,619,869.89	5,510,599.71	133,528.92	18,813,488.75
2		2,231,791.87			2,231,791.87
3.	180,496.26	21,563,648.41			21,744,144.67
1		9,220,654.57			9,220,654.57
2	180,496.26	10,003,179.28			10,183,675.54
3		2,339,814.56			2,339,814.56
4.	1,886,346.54	14,437,906.57	8,829,182.78	133,528.92	25,286,964.81
1.		2,206,955.74			2,206,955.74
2.					
1					
3.		2,206,955.74			2,206,955.74
1		248,257.57			248,257.57
2		1,958,698.17			1,958,698.17
4.					
1.	4,990,685.16	56,307,646.63	22,892,180.49	1,202,036.60	85,392,548.88
2.	3,272,682.94	129,275,607.87	19,211,098.79		151,759,389.60

26

1

1.	210,814,144.83	17,513,355.87	7,799,466.00	11,892,942.82	30,242,500.00	3,906,555.788.25	3,301,417.80	4,188,119.615.57
2.	17,794,456.24	192,452.83		1,319,983.05		212,577.674.18		231,884.566.30

1	17,794,456.24	192,452.83		1,319,983.05		212,577,674.18		231,884,566.30
2								
3								
3.	15,992,301.40	6,000,000.00		3,530,908.69				25,523,210.09
1								
2	15,992,301.40							15,992,301.40
3		6,000,000.00		3,530,908.69				9,530,908.69
4.	212,616,299.67	11,705,808.70	7,799,466.00	9,682,017.18	30,242,500.00	4,119,133,462.43	3,301,417.80	4,394,480,971.78
1.	13,880,350.10	5,393,655.85	1,840,318.47	4,538,274.39	14,113,166.48	75,642,211.46		115,407,976.75
2.	4,341,955.19	2,220,891.64	446,416.96	1,226,254.47	3,024,249.96	93,394,435.81		104,654,204.03
1	4,341,955.19	2,220,891.64	446,416.96	1,226,254.47	3,024,249.96	93,394,435.81		-104,654,204.03

1.	196,131,349.82	5,399,996.91	5,512,730.57	4,047,971.15	13,105,083.56	3,950,096.815.16	364,617.90	4,174,658.565.07
2.	196,933,794.73	12,119,700.02	5,959,147.53	7,354,668.43	16,129,333.52	3,830,913,576.79	1,505,666.70	4,070,915.887.72

		2,111,676.62			2,111,676.62	
		73,727,405.73			73,727,405.73	
		200,044,325.82			200,044,325.82	

28

1

RemedX Remediation Service Inc.	37,534,070.02			818,015.45	36,716,054.57
	37,534,070.02			818,015.45	36,716,054.57

2017 3 31
7,336,461.37

2021 12 31

RemedX Remediation Service Inc.
36,716,054.57

2

1

29,280,665.30	RemedX Remediation Service Inc.	37,845,736.07		
5,462,575.95	RemedX Remediation Service Inc.	1,623,392.15		
1,972,813.32	RemedX Remediation Service Inc.	3,020,110.95		

2

36,716,054.57		5	28

29

	8,343,998.52	121,238.94	1,774,565.14	492,018.40	6,198,653.92
	2,706,232.04	981,955.54	622,016.60		3,066,170.98
	11,050,230.56	1,103,194.48	2,396,581.74	492,018.40	9,264,824.90

30

/

1

	806,069,258.75	131,044,595.07	418,363,881.74	66,716,806.88
	51,261,289.24	9,369,812.93	64,173,684.98	11,475,626.03
	481,829,283.54			

	17,467,847.32	4,366,961.83	185,127.04	49,984.30
	46,968,809.03	12,282,237.19	33,470,454.71	9,037,022.77

2017

RemedX Remediation

Service Inc.

3

		240,728,088.97		113,206,971.28
		12,282,237.19		9,037,022.77

4

		49,564,496.39	24,134,276.66
		120,901,337.81	97,774,920.05
		170,465,834.20	121,909,196.71

5

2021		1,905,762.02	
2022	3,847,609.32	3,836,620.11	
2023	22,478,370.67	22,379,525.59	
2024	24,333,996.41	24,878,824.97	
2025	43,867,784.69	44,774,187.36	
2026	26,373,576.72		
	120,901,337.81	97,774,920.05	--

31

34

35



	24,468,241.16	104,824,433.60
	7,221,990.61	27,561,714.54
	848,813.82	617,439.59
	6,317,822.85	13,372,000.40
	2,659,264.60	7,338,662.87
	160,704.54	25,597.34
	24,456.45	294,640.16
	1,965,038.23	2,566,619.21
	43,666,332.26	156,601,107.71

41

	118,055,291.00	131,045,335.45
	118,055,291.00	131,045,335.45

1

2

3

1

	31,683,594.48	39,646,275.15
	27,965,763.08	32,950,227.41
	47,745,971.48	49,497,362.62

42

43

	310,234,915.59	358,685,311.85
	41,283,410.20	50,269,193.56
	3,221,989.50	2,148,203.50
	3,084,146.71	3,605,784.03
	357,824,462.00	414,708,492.94

1 " 8,000.00 " 200.00 "

+ " 5,950.06 " 9,757.43 " + + " 7,116.00 "

	2,113,254,862.66	1,951,482,983.70
--	------------------	------------------

3.22%-6.80%

46

1

	383,430,675.22	356,239,396.66
	383,430,675.22	356,239,396.66

2

3

2018 7 5

" " " " 4.30 2024 7 5

2019 1 11 2024 7 5

1 14.30 /

2019 4 8 2019

2019 4 9 12.45 / 2

2019 7 11 2018 " " 12.38 /

2019 7 11 3 2020 6 3 2019 " "

12.28 / 2020 6 3 4 2020 7 20

A 49,871,023 2020 8 4

" " " " 12.20

/ 2020 8 4 5 2020 "

" " " 12.15 /

		"		"		"
"	11.26 /	2021 10 25				
	2019	"	"	2019		
	100.3112 /				"	"
				2019 4 15	4 19	
		"	"			21
2,106.53						
2021 12 31		3,993.00			A	30,271

4

47

	5,013,983.58	15,105,963.28

	11,532,310.97	11,934,358.18	
	106,909,844.86	9,651,082.67	
	65,235,558.37	63,438,125.30	
	183,677,714.20	85,023,566.15	--

> 2021 92 < 9,609.00

51

	123,771,390.52	10,496,000.00	32,357,163.20	101,910,227.32	
	123,771,390.52	10,496,000.00	32,357,163.20	101,910,227.32	--

											/
--	--	--	--	--	--	--	--	--	--	--	---

29,688,888.87

1,066,666.68

		2,193,000.00					2,193,000.00
	2,000,000.00						2,000,000.00
	1,130,000.00	791,000.00					1,921,000.00
2018	1,900,845.92			69,969.72			1,830,876.20
2019 - AOX	1,500,000.00						1,500,000.00
2018	1,500,000.00						1,500,000.00
	1,382,000.00						1,382,000.00
		1,241,000.00					1,241,000.00
		1,200,000.00					1,200,000.00
	1,050,000.00						1,050,000.00
	600,000.00	420,000.00					1,020,000.00
	1,000,000.00						1,000,000.00
	927,777.72			33,333.36			894,444.36
2014	909,090.88			34,090.92			874,999.96
	730,000.00	40,000.00					770,000.00
2012	711,111.18			26,666.64			684,444.54
	387,500.00	187,500.00					575,000.00
	558,000.00						558,000.00

	500,000.00						500,000.00	
	500,000.00						500,000.00	
	496,000.00						496,000.00	
2018	476,300.00						476,300.00	
		450,000.00					450,000.00	
		387,500.00					387,500.00	

	10,500,000.00			10,500,000.00			
	9,100,000.00			9,100,000.00			
	2,500,000.00			2,500,000.00			
2014	1,777,777.85			1,777,777.85			
-	1,200,000.00			1,200,000.00			
	800,000.00			800,000.00			
	625,000.00			625,000.00			
	600,000.00			600,000.00			
	560,000.00			560,000.00			
VOCs	250,000.00			250,000.00			
	250,000.00			250,000.00			
2017	200,000.00			200,000.00			
KhinChoAye()2019	200,000.00			200,000.00			
	200,000.00			200,000.00			

10		2018	
-			80
2021			
11		2017	-
	62.50		2021
12		2018	-
	56.00		2021

52

PPP		82,503,900.00
	72,549,778.00	62,549,778.00
	44,292,200.00	44,292,200.00
	35,000,000.00	35,000,000.00
	7,349,834.54	4,471,697.80
PPP	98,467,011.24	132,990,369.02
	257,658,823.78	361,807,944.82

2021 12 31
 44,292,200.00 " " 1 "
 35,000,000.00

53

		+ -				
	405,713,128.00	99,155,880.00		3,450.00	99,159,330.00	504,872,458.00

405,713,128 504,872,458 1
 " " 2019 1 11
 2019 1 11 2024 7 5 " " 421
 3,450 2 . " [2021]2988 " 2021 9
 A 99,155,880 2021 10 25

54

1

2018 7 5 4.30 2024 7 5 2019
 1 11 A 14.30 /
 2019
 2019 4 9 12.45 /
 2019 7 11 2018 " " 12.38 /
 2019 7 11 2020 6 3 2019 " "
 12.28 / 2020 6 3 2020 7 20
 A 49,871,023 2020 8 4
 " " " " 12.20
 / 2020 8 4 2020 "
 " " " 12.15 / 2021 7 1
 2021 9 A 99,155,880 2021 10 25
 " " " "
 11.26 / 2021 10 25
 2019 " " 2019
 " "
 100.3112 / 2019 4 15 4 19
 " " 21
 2,106.53

2

	4,296,407.00	128,746,606.43			421.00	12,615.73	4,295,986.00
	4,296,407.00	128,746,606.43			421.00	12,615.73	4,295,986.00

55

	977,044,728.75	650,991,925.68		1,628,036,654.43
	2,961,757.72			2,961,757.72
	980,006,486.47	650,991,925.68		1,630,998,412.15

650,991,925.68

1

650,946,808.02

2

45,117.66

56

57

58

59

	84,645,161.41			84,645,161.41
	84,645,161.41			84,645,161.41

60

	913,495,620.22	762,510,487.36
+	-	
	913,495,620.22	762,510,487.36
	-514,768,343.86	195,014,916.26
		8,445,884.10
	20,285,820.70	35,583,899.30
	378,441,455.66	913,495,620.22

1

	2,656,577,027.03	2,239,585,832.23	3,609,417,824.67	2,622,570,499.81
--	------------------	------------------	------------------	------------------

	2,656,577,027.03		3,609,417,824.67	
	8,714,762.95		3,286,116.65	
	0.33%		0.09%	
1	8,714,762.95		3,286,116.65	
2.				
3.				
4.				
5.				
6.				
	8,714,762.95		3,286,116.65	
1.				
2.				
3.				
4.				

5.				
6.				
	0.00		0.00	

62

	2,224,844.29	10,097,799.69
	2,014,075.00	7,237,474.83
	4,038,685.08	3,136,393.99
	1,692,015.16	1,364,070.18
	63,037.39	22,251.66
	2,147,582.59	2,922,354.58
	1,112,967.60	

	11,258,835.28	4,586,361.69
	187,099,360.64	177,538,279.90

65

	50,468,029.61	57,628,677.72
(96,190,077.71	90,445,402.95
	15,823,798.70	11,845,110.87
	37,562,419.80	33,107,116.68
	200,044,325.82	193,026,308.22

66

	210,763,590.19	186,528,021.46
	244,294,893.14	208,770,218.71
	33,531,302.95	22,242,197.25
	3,588,901.78	-2,395,202.24
	7,661,700.55	4,912,844.32
	1,373,856.67	3,487,876.08
	223,388,049.19	192,533,539.62

67

	10,500,000.00	
	9,100,000.00	
	2,791,700.00	
	2,500,000.00	
	2,250,349.97	
2021	2,200,000.00	
	2,000,000.00	
	1,785,243.95	
2014	1,777,777.85	
	1,280,000.00	
	1,210,380.17	2,194,885.63

	1,200,000.00	
- - -	1,200,000.00	
	1,066,666.68	1,066,666.68
	1,000,000.00	
-2021	1,000,000.00	
	910,800.00	
	800,000.00	
2021	673,400.00	
	636,909.27	1,013,055.49
	630,600.00	
2020	630,000.00	
	625,000.00	
	617,991.18	800,260.34
	600,000.00	
	582,749.26	321,290.23
	560,000.00	
2020	550,588.20	
()	503,600.00	
	500,000.00	10,603,200.00
2017	500,000.00	500,000.00
()	500,000.00	
2014	500,000.00	
2020	496,700.00	
	447,300.00	
2020	400,000.00	
2020-6-Z-2702 2020	384,185.20	
	300,000.00	
2020	290,100.00	
	286,600.00	
	280,000.00	
	255,300.00	
2019	254,696.81	
2019	254,000.00	
VOCs	250,000.00	

2020	250,000.00	
	250,000.00	
2017	200,000.00	
2021	200,000.00	
KhinChoAye()2019	200,000.00	
	200,000.00	
		300,000.00
		1,105,500.00
2019		8,000,000.00
		4,315,519.60
2019 6 Z 20702019		2,000,000.00

2019		200,000.00
		200,000.00
		200,000.00
2019		200,000.00
	2,415,391.75	1,496,055.72
	60,798,030.29	44,579,946.99

68



	-447,120.00	-4,665,385.00

71

	-20,264,118.13	1,209,414.61
	-32,187,193.78	
	-137,381,972.68	-83,303,912.65
	-181,184.87	
	-194,337.43	
	-190,208,806.89	-82,094,498.04

72

	-13,152,471.23	28,568.90
	-6,550,600.00	-2,206,955.74
	-4,591,050.77	
	-1,141,048.80	-1,808,597.70
	-198,076,185.87	-85,905,843.08
	-223,511,356.67	-89,892,827.62

73

	-9,788,357.76	-1,333,156.77

74

	390,100.00	538,000.00	390,100.00
	398,722.02	3,783,414.87	398,722.02
	788,822.02	4,321,414.87	788,822.02

			/
		200,000.00	
2019		200,000.00	
	290,100.00		
	100,000.00		
		138,000.00	
	390,100.00	538,000.00	--

75

	4,678,265.88	559,483.50	4,678,265.88
	179,985.52	239,003.13	179,985.52
	258,381.26	453,179.99	258,381.26
	5,116,669 Tr		

/	-161,996,760.13
	51,974,120.58
	-3,397,628.00
	5,678,146.27
	8,701,972.13
	-20,024,476.05
	-325,037.39
	-119,389,662.59

77

" " " 57 "

78

1

	19,334,584.00	39,355,644.07
	41,286,317.09	123,751,508.26
	18,113,236.23	14,922,879.05
	175,575,653.78	123,200,905.63
	376,120,733.41	290,976,437.54
	963,453.96	5,705,180.47
	631,393,978.47	597,912,555.02

2

	17,773,072.92	51,084,200.19
	206,492,428.29	200,989,186.83
	55,014,142.96	44,746,761.66
	112,893,109.25	124,037,656.87
	239,574,676.55	214,011,039.01

		1,415,943.77
	13,972,204.36	7,231,361.33
	645,719,634.33	643,516,149.66

3

		20,000,000.00
PPP		11,302,962.16
PPP		9,513,192.00
		5,200,000.00
		46,016,154.16

4

5

	180,957,942.82	102,576,141.14
	130,000,000.00	73,270,698.00
	8,000,000.00	33,758,670.81
	28,388,472.88	
	347,346,415.70	209,605,509.95

6

	99,780,512.82	389,069,730.78
	58,706,304.63	59,655,118.93
	59,000,000.00	97,000,000.00
	217,486,817.45	545,724,849.71

79

1

1	--	--

	-528,597,377.93	192,154,650.42
	413,720,163.56	175,167,325.66
	52,674,074.71	53,577,398.34
	18,813,488.75	
	101,867,017.46	40,381,688.76
	2,396,581.74	2,231,267.90
	9,788,357.76	1,333,156.77
	179,985.52	239,003.13
	447,120.00	4,665,385.00
	247,883,794.92	199,055,698.27
	-20,405,881.86	-15,813,095.31
	-130,411,091.94	-36,789,756.16
	3,245,214.42	-376,756.40
	22,061,929.97	-78,019,962.33
	-682,406,819.01	-1,718,520,301.30
	83,052,032.81	1,413,185,922.94
	-405,691,409.12	232,471,625.69
2		
3		
	872,335,353.47	865,051,446.08
	865,051,446.08	620,959,949.29
	7,283,907.39	244,091,496.79

2

3

	21,420,000.00
	21,420,000.00
	83,186.73

		872,335,353.47	
		872,335,353.47	

82

1

	--	--	27,960,025.98
	3,756,203.57	6.3757	23,948,427.10
	801,582.32	5.0046	4,011,598.88
	--	--	87,119,488.91
	12,212,269.30	6.3757	77,861,765.38
	1,849,842.85	5.0046	9,257,723.53
	--	--	200,184.00
	40,000.00	5.0046	200,184.00
			27,175,962.05
	5,430,196.63	5.0046	27,175,962.05
			4,393,184.42
	347,500.00	6.3757	2,215,555.75
	435,125.42	5.0046	2,177,628.67
			451,784.91
	90,273.93	5.0046	451,784.91

2

RemedX Remediation Service Inc.	Calgary			
Bosco Envirotech Canada Limited.	British Columbia			

83

1

1,635.00

2

84

1

	2,791,700.00		2,791,700.00
	2,250,349.97		2,250,349.97
2021	2,200,000.00		

		798,350.00	798,350.00
		791,000.00	
2021	" "	673,400.00	673,400.00
		636,909.27	

2019	254,000.00		254,000.00
2020	250,000.00		
2020	250,000.00		250,000.00
2021	200,000.00		200,000.00
	161,000.00		161,000.00
	100,000.00		100,000.00
	2,506,001.72		2,506,001.72
	866,000.00		
	41,286,317.09		31,170,117.09

2

85

1

2

3

4

--	--	--	--	--	--	--	--	--	--	--	--	--

	21,420,000.00	70%		2021 10 27		8,445,787.28	0	0	0			

5

2021	6	11	2021	6
2021	10	27	2021	10

6

				100%		
				100%		
				80%		
				100%		
				100%		
				80%		
				100%		
				100%		
				100%		
				80%		
Bosco Envirotech Canada limited.		British Columbia		100%		
				60%		
				55.45%		
				95%		
				90%		
				51%		
				80%		
				99%		

				99.999958%		
				95%		
				100%		
			;	100%		
				55%		
				69%	1%	

100%

				89.10%		
				100%		
				70%		
				80%		
				100%		
				60%	10%	
				100%		
				80%		
BOSSCO-INDIA ENVIRO-TECH PRIVATE LIMITED		Chennai		100%		
				100%		
				100%		
				100%		



				70%		
				70%		
				79%	1%	
				100%		
				90%		
				100%		
				100%		
				100%		

2020	6								PPP
		2020	7			"	"	"	
						"	"	"	
			5913			2,897.37		49%	
			2,986.07	29.56	50.5%	0.5%		7	
			4		"			100%	
		"	"			100%			"

2

--	--	--	--	--

	20.0001%	-1,948,285.08		8,521,372.77
	27.14%	10,759,870.17		63,764,421.55
	44.5553%	-1,117,055.36		70,188,081.28

3

	116,785,338.94	352,566,050.29	469,351,389.23	49,400,902.15	127,338,000.00	176,738,902.15	116,591,624.51	361,452,966.73	478,044,591.24	51,886,638.88	145,648,500.00	197,535,138.88
	139,499,537.72	15,867,956.00	155,367,493.72	86,949,852.35		86,949,852.35	119,243,987.98	18,800,276.77	138,044,264.75	78,910,000.11	200,000.00	79,110,000.11
	32,337,723.50	282,687,388.39	315,025,111.89	113,718,836.88	158,699,624.18	272,418,461.06	18,509,971.76	277,391,750.67	295,901,722.43	80,227,228.94	163,326,465.98	243,553,694.92
	130,807,445.67	988,402,365.88	1,119,209,811.55	553,508,386.04	330,755,141.24	884,263,527.28	86,011,062.66	1,003,896,643.60	1,089,907,706.26	445,315,621.81	370,000,000.00	815,315,621.81
	3,369,203.30	188,819,317.68	192,188,520.98	33,276,257.96	1,382,000.00	34,658,257.96	3,008,528.42	185,385,837.51	188,394,365.93	26,974,981.73	1,382,000.00	28,356,981.73

	81,342,862.19	12,103,034.72	12,103,034.72	36,201,501.37	88,952,271.12	18,575,158.13	18,575,158.13	23,436,307.04
	97,895,528.87	6,462,226.73	6,462,226.73	50,694,693.33	105,043,317.88	10,946,426.15	10,946,426.15	7,241,111.65
	23,807,114.39	-9,741,376.68	-9,741,376.68	10,769,440.70	24,118,114.74	-2,750,144.58	-2,750,144.58	6,546,754.48

	122,367,282.30	-39,645,800.18	-39,645,800.18	62,958,540.00		-137,173.08	-137,173.08	13,193,810.41
	2,404,611.83	-2,507,121.18	-2,507,121.18	2,285,549.38	610,802.58	-3,284,849.43	-3,284,849.43	7,869,426.47

4

5

2

1

2

3

1

				25%		
				18%	1%	
				23%		
				49%		
				5%		
				50.5%	0.5%	

2

	/	/
	12,365,048.62	8,389,840.27
	3,611,828.53	2,441,629.00
	189,392,653.43	139,858,996.48
	201,757,702.05	148,248,836.75
	142,628,060.50	89,119,166.75
	142,628,060.50	89,119,166.75
	59,129,641.55	59,129,670.00
	30,156,117.19	30,156,131.70
--		
--		
--		
	30,156,119.71	30,156,134.22
	260.00	
	-65.00	
	-28.45	
	-28.45	

3

	/					/				
	12,677,621.98	294,168,164.72								

	5	8	8.28	1	37.34	13	64	.49	4	64.82
	1,395,879.10	159,895,469.94	69,493,897.00	3,345,665.23	6,831,966.87	1,342,055.78	159,220,093.44	69,445,643.05	3,393,613.46	20,762,867.67
			2,377,245.29					2,377,245.29		
--										
--			2,377,245.29					2,377,245.29		
--										
	1,395,879.10	159,895,469.94	67,116,651.71	47,637,865.23	6,831,966.87	1,196,606.19	159,220,093.44	67,068,397.76	47,685,813.46	24,280,296.10

4

5

6

7

8

4

5

6

1

1

	1,394,971,314.84			1,394,971,314.84
	31,295,347.43			31,295,347.43
			41,150,308.08	41,150,308.08
	1,547,013,600.89			1,547,013,600.89
	131,697,044.02			131,697,044.02
	75,110,288.26			75,110,288.26
			1,441,689.50	1,441,689.50
	344,225,499.15			344,225,499.15

	1,668,093,438.84			1,668,093,438.84
			83,548,886.33	83,548,886.33
	1,505,986,806.79			1,505,986,806.79

	146,518,002.75		146,518,002.75
	99,877,607.60		99,877,607.60
		977,114.00	977,114.00
	223,448,497.28		223,448,497.28

2

Åt×COj;×10⁴

		2,361,784,715.82
		801,689,669.08
		2,046,614,756.61
		118,055,291.00
		357,824,462.00
		146,007,797.96
		2,113,254,862.66
		383,430,675.22
		14,299,229.35

114,899,612.54

2021 12 31 17.85%

2021 12 31 " 5 "

3

	1	1-2	2-3	3	
	2,361,784,715.82				2,361,784,715.82
	801,689,669.08				801,689,669.08
	1,127,283,009.81	495,041,738.68	208,489,978.44	215,800,029.68	2,046,614,756.61
	98,341,803.77	12,606,463.26	4,805,752.76	2,301,271.21	118,055,291.00
	357,824,462.00				357,824,462.00
	120,141,166.66				120,141,166.66
		531,196,010.71	231,577,566.59	1,350,481,285.36	2,113,254,862.66
				383,430,675.22	383,430,675.22
		10,817,518.44	3,481,710.91		14,299,229.35
		19,269,612.54	95,630,000.00	44,292,200.00	159,191,812.54

	1	1-2	2-3	3	
	1,845,019,680.32				1,845,019,680.32
	7,763,985.00				7,763,985.00
	1,038,132,217.34				1,038,132,217.34



()

()

	[] / ()	/ / ()	/
[]	5%	5,201,287.41 / 4,421,094.30	4,421,094.30
[]	5%	-573,870.50 / -487,789.93	-487,789.93
[]	-5%	-5,201,287.41 / -4,421,094.30	-4,421,094.30
[]	-5%	573,870.50 / 487,789.93	487,789.93

	[] / ()	/ / ()	/
[]	5%	-4,912,867.32 / -4,175,937.23	-4,175,937.23
[]	5%	-2,816,254.99 / -2,393,816.74	-2,393,816.74
[]	-5%	4,912,867.32 / 4,175,937.23	4,175,937.23
[]	-5%	2,816,254.99 / 2,393,816.74	2,393,816.74

5

	4,858,632,841.77	4,558,626,768.75
	2,993,969,234.26	2,777,880,640.79
	7,852,602,076.03	7,336,507,409.54
	61.87%	62.14%

2

3

4

\ \

7

8

2021 12 31

9

1

	121	1218	35.44	30.84%	30.72%

2

" " " 1 "

3

" " " 3 "

4

	5%
	5%
	5%
	5%
	5%
	5%



5

1

/

/

		983,350.52	4,842,188.86

		882,587.78	32,533,800.73
		49,877,900.01	
			85,964,679.42
		587,735.85	7,191,509.43
		38,623,853.20	
		2,437,893.86	
		3,168.93	
		93,396,490.15	130,532,178.44

2 / /

3

		292,500.00	
		231,345.77	

4

	37,000.00	2020-7-1	2035-5-21	
	18,996.90	2019-11-28	2027-12-25	
	15,330.35	2019-3-28	2036-12-20	
	15,000.00	2021-4-29	2024-4-29	
	13,650.00	2019-1-12	2036-1-17	
	11,185.00	2016-3-24	2029-3-25	
	10,000.00	2020-12-22	2025-1-1	
	6,765.10	2021-4-27	2050-4-27	
	6,680.00	2020-4-23	2037-4-20	
	6,500.00	2020-3-27	2037-3-27	
	5,900.00	2019-8-21	2036-8-22	
	5,100.00	2020-3-16	2037-3-14	

	5,090.00	2017-3-22	2039-3-29	
	4,986.00	2019-7-15	2041-7-14	
	4,896.00	2017-3-22	2039-6-26	
	4,500.00	2021-2-5	2031-2-4	
	4,491.67	2020-11-6	2037-6-20	
	3,620.00	2017-12-7	2034-12-6	
	3,492.00	2017-12-27	2039-12-27	
	3,000.00	2021-2-3	2025-2-3	
	2,642.84	2021-8-17	2039-3-20	
	2,514.76	2021-2-20	2030-2-19	
	2,200.00	2020-5-7	2024-6-30	
	1,000.00	2021-6-30	2025- 2 -30	
	1,000.00	2020-11-23		

	31,803.86	2020-7-15	2026-1-12	
	18,931.76	2021-3-31	2027-1-10	
	17,700.00	2021-2-1	2026-2-3	
	16,126.32	2019-4-25	2025-11-10	
	8,889.39	2021-1-25	2025-2-28	
	5,374.00	2020-11-2	2024-3-31	
	4,850.00	2019-1-30	2024-2-13	
	4,650.00	2020-2-20	2024-3-1	
	4,457.80	2021-1-13	2024-1-13	
	2,750.00	2017-4-6	2024-6-29	
	2,124.00	2021-2-5	2024-2-4	
	2,000.00	2020-12-23	2024-1-25	
	323.19	2020-6-19	2025-4-22	

5%

5

	25,000,000.00	2021-04-20	2022-04-19	1.25
	95,000,000.00	2021-04-22	2022-04-21	

6

7

	6,092,498.72	6,465,154.38

8

1

		1,901,539.00	8,610,980.39
		3,265,013.87	
		5,166,552.87	8,610,980.39

6

1

		21,256,747.81	4,229,753.01	21,112,770.75	2,111,277.08
		14,305,326.33	2,861,065.26	14,305,326.33	1,430,532.63
		11,292,640.00	1,129,264.00	15,292,640.00	764,632.00
		3,565,948.00	356,594.80	3,565,948.00	178,297.40
		1,943,374.31	194,337.43	1,943,374.31	
		12,971,500.40	1,293,650.04	13,936,500.40	696,825.02
		28,514,000.17	2,837,050.02	28,110,450.17	1,405,522.51
		246,520.08	12,436.28	109,704.72	5,485.24
		2,000,000.00	200,000.00	2,000,000.00	100,000.00
		91,000.48	21,873.80	80,033.98	9,357.60
		2,000.00	100.00		
		2,210.00			
		2,459,089.10	122,954.46		
		8,420,000.00	421,000.00		
		2,584,167.48	129,208.37		
		16,400,115.30	820,005.76		
		351,202.70	17,560.14		
		126,405,842.16	14,646,853.37	100,456,748.66	6,701,929.48

2



4

5

1

1

	16,520.02
	16,520.02

2

	4,429.22
	4,429.22

2

1

2

3

1

2

	0
	0

3

4

1

2

3

4

5

6

7

8

1

1

15,700.00

369.65

15,330.35

2021

847.02

5.51%

2			PPP		
6,500.00	600.00		5,900.00	2021	
312.68	5.28%				
3			PPP		
18,012.08	913.48		17,098.60	2021	
590.74	4.65%				
4			PPP		
5,000.00	14.00		4,986.00	, 2021	
223.30	5.39%				
5			PPP		
6,524.00	24.00		6,500.00	2021	
425.17	6.37%				
6					
19,500.00	503.10	,	18,996.90	2021	
989.04	5.7%				
7			PPP		
6,680.00	2021		303.64	4.79%	
8			PPP		
4,797.13	305.46		4,491.67	2021	
154.48	6.80%				
9					
10,400.00	2021		287.11	6.4%	
10			PPP		
5,000.00	2021		323.96	7.01%	
11					
	6,765.10	2021		183.09	
4.655%					
12			PPP		
2,514.76	2021		105.77	4.90%	
13					
			4,500.00	2021	PPP
					180.82
	4.90%				
14					
			PPP		
	2,642.84	2021		33.20	4.60%

15
 48,000.00 11,000.00 PPP 37,000.00 2021
 122.62 4.56%

2

3,588,901.78

3

1

	126,132,819.10	53,371,404.37
	14,254,945.96	
	140,387,765.06	53,371,404.373

2

	7,233,001.64
	5,419,542.31
	64,125,846.94

4

1 PPP

PPP

						PPP
1		PPP	30	1 2 3		PPP
2		PPP	13-30	1		PPP

						PPP
				2		
				3		

1

PPP

3

25-30

						PPP	PPP
3	PPP	() 15 m 3d 31km (15 m 3d) 7.5 m 3d 30670	30	1 2 3		PPP	
4		7 8 35,279.81	1 29	PPP		PPP	
5	PPP	194.19km 8 15800m 3d 32,524.18	29 2018 10			PPP	
6	PPP	PPP 5 39,515.39	PPP 25 () PPP ;			PPP	

						PPP	PPP
7	PPP	20 15800m³/d 178.32KM 31,097.62	29 15	1 2 3 PPP		PPP	
8	PPP	322 0.55km 18.5m 5.0×10m/d , , DN1000 4600m 21,667.98	()	1 2 3 PPP		PPP	
9	PPP	1 3 m³/d m³/d 2 6,005.00 3000m³/d 12000m³/d 6,536.00	1 4 m³/d	(1 2 3		PPP	

						PPP	PPP
		;(3)					
		768.00 4					
		4 m 3d					
		1					
		m 3d	29	2			
		4.85km					
		5,672.00 5					
		1m 3d					
		6,702 6					
			10				
		12					
		3,769.00					

10 3000m 3d
D300-D600mm
4.5

PPP 1000m 3d
D400-D1000mm
12
17,169.40

PPP	61,611.9 26.67				630,416, 145.41	263,266 ,562.09		122,367.2 82.30
	14,987.5 13.08				307,614, 486.31			18,286.15 9.61

4

PPP

					304,445,982.89			
PPP					186,000,288.46		7,500,000.00	
PPP	2,005,064.70		16,926,477.28	2,015,224.71	204,235,021.16			1,508,656.50
PPP					117,924,899.66			
PPP	299,250.00				157,933,630.43		6,754,472.05	509,433.96
PPP	1,669,268.80		17,358,196.67	1,547,199.60	48,711,243.49			1,049,489.19
PPP					272,472,805.49			
PPP	5,853,012.70	1,248,341.80			84,978,803.97		12,053,323.00	4,807,079.90
PPP	3,325,000.00				103,727,395.67			
PPP	12,848,863.28				274,114,469.19			24,118,114.74

140,308.06

PPP

1

1



4-5	5	44,343,967.70	35,475,174.16	80.00%
5		13,496,138.30	13,496,138.30	100.00%
		2,217,487,706.18	294,132,326.21	--

1	1		874,769,779.48
1	2		895,987,368.27
2	3		314,529,964.11
3			256,700,816.60
3	4		178,927,105.39
4	5		55,373,617.99
5			22,400,093.22
			2,341,987,928.46

2

	10,309,175.96	87,996,915.42	730,000.00			97,576,091.38
	222,715,241.02	71,465,707.19		48,622.00		294,132,326.21
	233,024,416.98	159,462,622.61	730,000.00	48,622.00		391,708,417.59

		730,000.00
		730,000.00
		--

3

	48,622.00

4

110,978,369.84 783,816,249.48 33.47%



194,337.43

194,337.43

1	1	320,570,048.11
1	2	166,802,766.30
2	3	120,056,100.38
3		122,092,323.68
3	4	35,951,356.95

	32,403,261.00					32,403,261.00	
	10,000,000.00					10,000,000.00	
	30,000,000.00					30,000,000.00	
	63,224,600.00					63,224,600.00	
	2,000,000.00					2,000,000.00	
	34,000,000.00					34,000,000.00	
	24,000,000.00					24,000,000.00	
	30,000,000.00					30,000,000.00	
	50,000,000.00					50,000,000.00	
	50,000,000.00					50,000,000.00	
	10,395,800.00					10,395,800.00	
Bosco Envirotech Canada Limited.	34,061,622.70	44,232,465.80				78,294,088.50	
	4,184,400.00					4,184,400.00	
	93,330,000.00					93,330,000.00	
	22,800,000.00					22,800,000.00	
	81,000,000.00						

	35,000,000.00					35,000,000.00	
	20,000,000.00					20,000,000.00	
	54,440,600.00					54,440,600.00	
	29,160,000.00					29,160,000.00	
	50,000,000.00					50,000,000.00	
	15,316,700.00					15,316,700.00	
	50,000,000.00					50,000,000.00	
	6,000,000.00					6,000,000.00	
	26,141,400.00					26,141,400.00	
	18,876,300.00					18,876,300.00	
	30,000,000.00					30,000,000.00	
	31,420,000.00					31,420,000.00	
	31,500,000.00					31,500,000.00	
	23,166,000.00					23,166,000.00	
	350,000,000.00					350,000,000.00	
	48,750,000.00					48,750,000.00	
	17,150,000.00					17,150,000.00	
	20,318,076.08		20,318,076.08			0.00	
	500,000.00					500,000.00	
	10,000,000.00					10,000,000.00	
	15,569,900.00					15,569,900.00	
	5,000,000.00					5,000,000.00	

	10,480,000.00					10,480,000.00	
	30,000,000.00					30,000,000.00	
	5,000,000.00					5,000,000.00	
BOSSCO-INDIA ENVIRO-TECH PRIVATE LIMITED	93,992.55					93,992.55	
	10,000,000.00					10,000,000.00	
	28,000,000.00					28,000,000.00	
	20,000,000.00					20,000,000.00	
	6,000,000.00					6,000,000.00	
	2,000,000.00					2,000,000.00	
	16,100,000.00					16,100,000.00	
	22,341,870.00					22,341,870.00	
	28,000,000.00					28,000,000.00	
	5,000,000.00					5,000,000.00	
	16,353,000.00					16,353,000.00	
	13,137,300.00					13,137,300.00	
	2,643,275,921.33	44,232,465.80	64,706,092.08			2,622,802,295.05	

2

	()									()	
	29,860,535.87			-14.37						29,860,521.50	
	29,860,535.87			-14.37						29,860,521.50	

	1,196,606.19			199,272.91					1,395,879.10
	150,840,086.63			675,376.50					151,515,463.13
	67,068,397.76			48,253.95					67,116,651.71
	47,685,813.46			-47,948.23					47,637,865.23
	24,280,296.10		18,124,863.23	1,291,975.18			615,441.18		6,831,966.87
	291,071,200.14		18,124,863.23	2,166,930.31			615,441.18		274,497,826.04
	320,931,736.01		18,124,863.23	2,166,915.94					

	7,763,985.00	
	730,000.00	
	-4,717,910.64	
	-1,358,032.46	

2021

2022 4 28